


电缆桥架 • 母线槽

Cable Support & Busbar Trunking

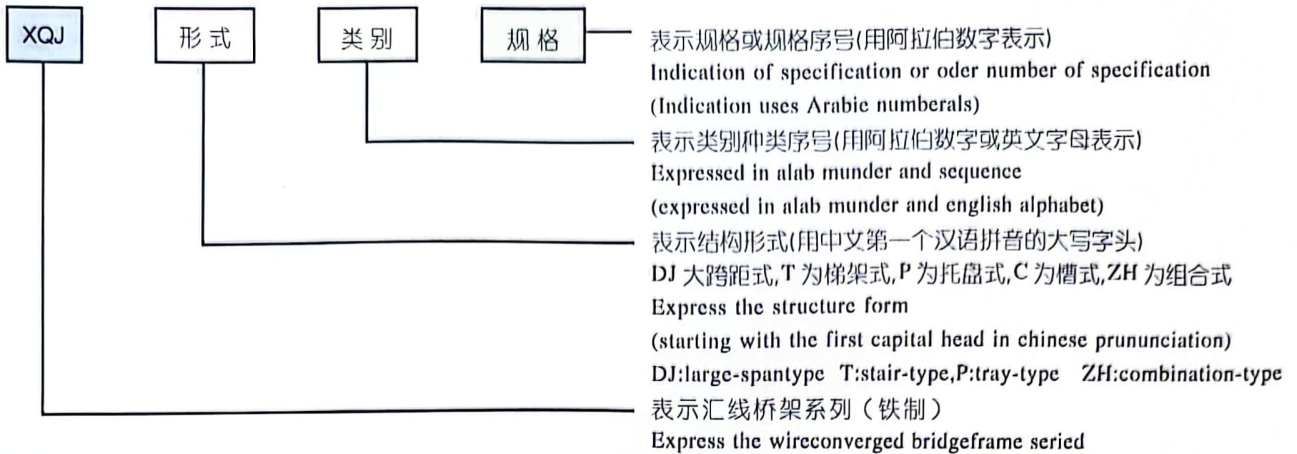
诚信创新 卓越品质



扬中市镇仪电器有限公司

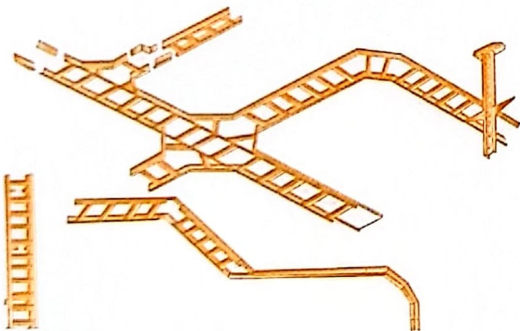
BUSBAR
CABLE

电缆桥架型号表示方法 Model expressing method of cable bridgeframe bridge Form Classification Standard




电缆桥架空间布置示意图 Cable bridgeframe space arrangement


梯级式电缆桥架空间布置示意图
The stair-type cable bridgeframe space arrangement



托盘式桥架空间布置示意图
Sketch map of tray-type bridgeframe space arrangement

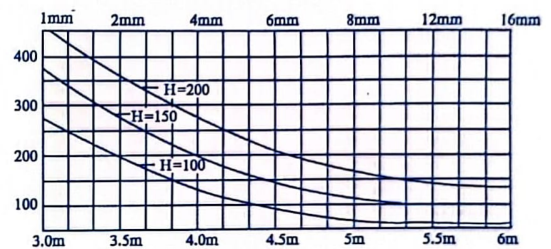


槽式桥架空间布置示意图
Sketch map of trough-type bridgeframe space arrangement



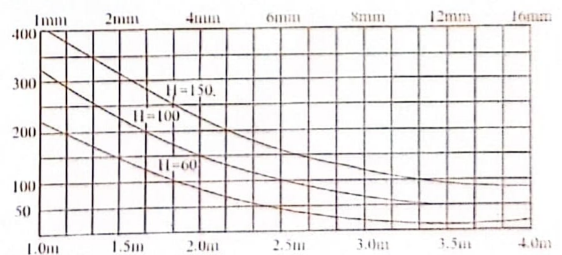
电缆桥架载荷曲线 Cable bridgeframe load curve

DJ-T、P、C型大跨距电缆桥架载荷曲线
The Large-span cable bridgeframe load curve
I型均布载荷 Kg/m(II型均布载荷 Kg/m为1.8倍)



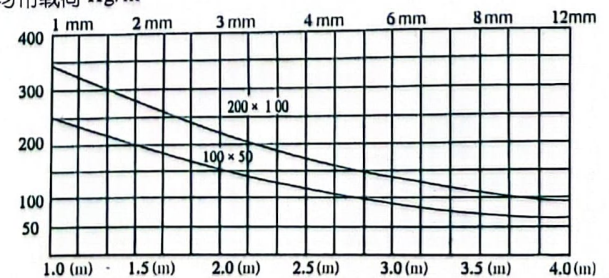
跨距(m)

XQJ-T、P型电缆桥架载荷曲线
Cable bridgeframe load curve
均布载荷 Kg/m



跨距(m)

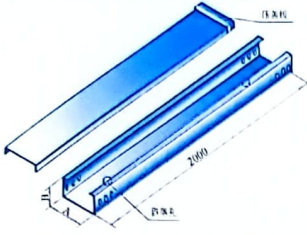
XQJ-C型电缆桥架载荷曲线
Cable bridgeframe load curve
均布载荷 Kg/m



跨距(m)

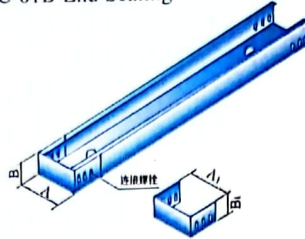
槽式电缆桥架 TROUGH-TYPE BRIDGE FRAME

XQJ-C-01A 型槽式桥架
XQJ-C-01A Trough-type bridge frame



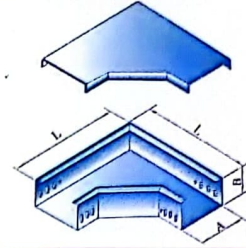
型号 Type	规格 Standard A × B	重量 Kg weight	
XQJ-C-01A	-1	50 × 25	11.8
	-2	100 × 50	19.1
	-3	150 × 75	25.4
	-4	200 × 100	36.1
	-5	250 × 125	45.2
	-6	300 × 150	54.3
	-7	400 × 200	85.4
	-8	500 × 200	100.0
	-9	600 × 200	120.0
	-10	800 × 200	151.0

XQJ-C-01B 型终端封头
XQJ-C-01B End Sealing



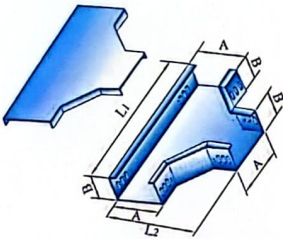
型号 Type	规格 Standard		重量 Kg weight	
	A × B	A1 × B1		
XQJ-C-01B	-1	50 × 25	47 × 22	0.3
	-2	100 × 50	97 × 47	0.4
	-3	150 × 75	147 × 72	0.5
	-4	200 × 100	196 × 96	1.0
	-5	250 × 125	246 × 121	1.8
	-6	300 × 150	296 × 146	2.2
	-7	400 × 200	395 × 195	3.6
	-8	500 × 200	495 × 195	4.1
	-9	600 × 200	595 × 195	4.9
	-10	800 × 200	795 × 195	7.4

XQJ-C-02A 型水平弯通
XQJ-C-02A Horizontal Curved



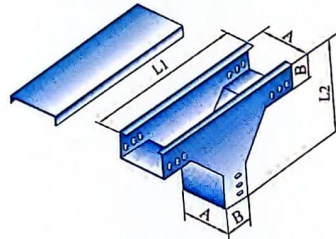
型号 Type	规格 Standard A × B	L (mm)	重量 Kg weight	
XQJ-C-02A	-1	50 × 25	150	1.91
	-2	100 × 50	300	6.2
	-3	150 × 75	350	9.7
	-4	200 × 100	450	14.9
	-5	250 × 125	500	19.4
	-6	300 × 150	650	29.9
	-7	400 × 200	800	54.6
	-8	500 × 200	900	67.1
	-9	600 × 200	1000	93.25
	-10	800 × 200	1200	129.91

XQJ-C-03A 型水平三通
XQJ-C-03A Horizontal 3-way



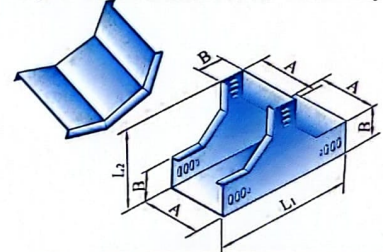
型号 Type	规格 Standard A × B	L1 (mm)	L2 (mm)	重量 Kg weight	
XQJ-C-03A	-1	50 × 25	250	150	2.2
	-2	100 × 50	500	300	7.3
	-3	150 × 75	550	350	10.4
	-4	200 × 100	700	450	20.7
	-5	250 × 125	750	500	25.2
	-6	300 × 150	1000	650	37.4
	-7	400 × 200	1200	800	71.8
	-8	500 × 200	1300	900	88.2
	-9	600 × 200	1400	1000	108.3
	-10	800 × 200	1600	1200	147.8

XQJ-C-03B 型上垂直三通
XQJ-C-03B Vertical up Three-Way



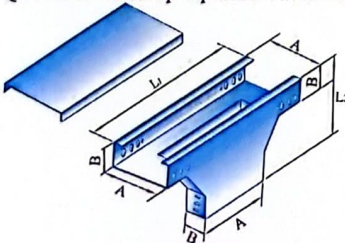
型号 Type	规格 Standard A × B	L1 (mm)	L2 (mm)	重量 Kg weight	
XQJ-C-03B	-1	50 × 25	225	125	2.8
	-2	100 × 50	450	250	5.2
	-3	150 × 75	475	275	9.68
	-4	200 × 100	600	350	17.3
	-5	250 × 125	625	375	20.9
	-6	300 × 150	850	500	34.7
	-7	400 × 200	1000	600	60.4
	-8	500 × 200	1000	600	72.8
	-9	600 × 200	1000	600	85.2
	-10	800 × 200	1000	600	117.1

XQJ-C-03C 型下垂直三通
XQJ-C-03C Vertical Down Three-Way



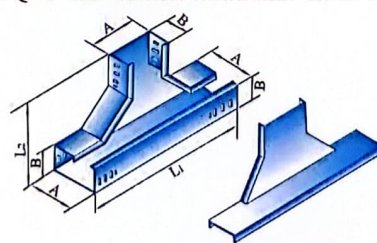
型号 Type	规格 Standard A × B	L1 (mm)	L2 (mm)	重量 Kg weight	
XQJ-C-03C	-1	50 × 25	225	125	3.2
	-2	100 × 50	450	250	5.7
	-3	150 × 75	475	275	9.9
	-4	200 × 100	600	350	17.1
	-5	250 × 125	625	375	20.6
	-6	300 × 150	850	500	33.9
	-7	400 × 200	1000	600	59.9
	-8	500 × 200	1000	600	73.8
	-9	600 × 200	1000	600	86.3
	-10	800 × 200	1000	600	116.4

XQJ-C-03D 型上边垂直三通
XQJ-C-03D Vertical Up Side Three-Way



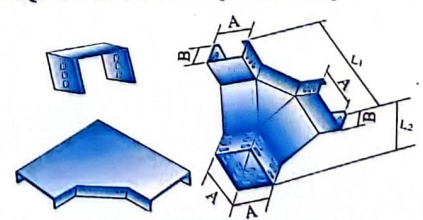
型号 Type	规格 Standard A × B	L1 (mm)	L2 (mm)	重量 Kg weight	
XQJ-C-03D	-1	50 × 25	250	125	2.8
	-2	100 × 50	500	250	6.7
	-3	150 × 75	550	275	9.3
	-4	200 × 100	700	350	18.0
	-5	250 × 125	750	375	22.0
	-6	300 × 150	1000	500	35.3
	-7	400 × 200	1200	600	64.0
	-8	500 × 200	1300	600	78.1
	-9	600 × 200	1400	600	93.0
	-10	800 × 200	1600	600	133.2

XQJ-C-03E 型下边垂直三通
XQJ-C-03E Vertical Down-Side Three-Way



型号 Type	规格 Standard A × B	L1 (mm)	L2 (mm)	重量 Kg weight	
XQJ-C-03E	-1	50 × 25	250	125	3.2
	-2	100 × 50	500	250	7.1
	-3	150 × 75	550	275	10.3
	-4	200 × 100	700	350	19.1
	-5	250 × 125	750	375	25.7
	-6	300 × 150	1000	500	41.8
	-7	400 × 200	1200	600	76.9
	-8	500 × 200	1300	600	89.5
	-9	600 × 200	1400	600	106.2
	-10	800 × 200	1600	600	145.9

XQJ-C-03F 型上角垂直三通
XQJ-C-03F Vertical Up Three-Way



型号 Type	规格 Standard A × B	L1 (mm)	L2 (mm)	重量 Kg weight	
XQJ-C-03F	-1	50 × 25	150	225	3.1
	-2	100 × 50	300	250	7.0
	-3	150 × 75	350	275	9.8
	-4	200 × 100	450	350	18.3
	-5	250 × 125	500	375	23.4
	-6	300 × 150	650	500	38.6
	-7	400 × 200	800	600	69.8
	-8	500 × 200	900	600	86.4
	-9	600 × 200	1000	600	108.3
	-10	800 × 200	1200	600	154.5

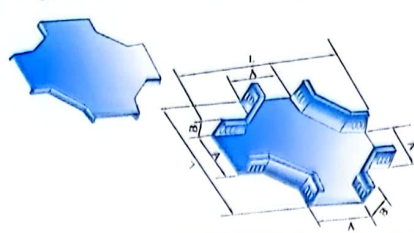
槽式电缆桥架 TROUGH-TYPE BRIDGE FRAME

XQJ-C-03G 型下角垂直三通
XQJ-C-03G Vertical Down Three-Way



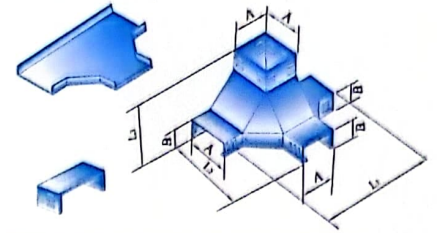
型号 Type	规格 Standard A × B	L1 (mm)	L2 (mm)	重量 Kg weight	
XQJ-C-03G	-1	50 × 25	250	225	2.9
	-2	100 × 50	300	250	6.8
	-3	150 × 75	350	275	9.7
	-4	200 × 100	450	350	17.2
	-5	250 × 125	500	375	21.8
	-6	300 × 150	650	500	32.9
	-7	400 × 200	800	600	65.6
	-8	500 × 200	900	600	84.2
	-9	600 × 200	1000	600	99.6
	-10	800 × 200	1200	600	142

XQJ-C-04A 型水平四通
XQJ-C-04A Horizontal 4-Way



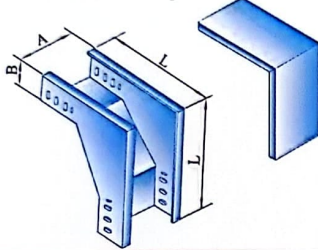
型号 Type	规格 Standard A × B	L (mm)	重量 Kg weight	
XQJ-C-04A	-1	50 × 25	450	6.0
	-2	100 × 50	500	10.2
	-3	150 × 75	550	15.7
	-4	200 × 100	700	26.4
	-5	250 × 125	750	32.8
	-6	300 × 150	1000	46.5
	-7	400 × 200	1200	86.88
	-8	500 × 200	1300	105.4
	-9	600 × 200	1400	123.1
	-10	800 × 200	1600	172.3

XQJ-C-04B 型上垂直四通
XQJ-C-04B Up Wards Vertical 4-Way



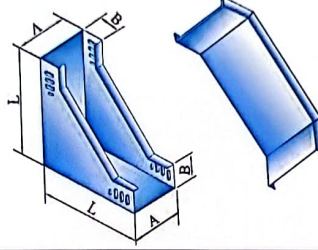
型号 Type	规格 Standard A × B	L1 (mm)	L2 (mm)	L3 (mm)	重量 Kg weight	
XQJ-C-04B	-1	50 × 25	450	250	225	3.6
	-2	100 × 50	500	300	250	8.3
	-3	150 × 75	550	350	275	12.1
	-4	200 × 100	700	450	350	24.3
	-5	250 × 125	750	500	375	30.2
	-6	300 × 150	1000	650	500	45.7
	-7	400 × 200	1200	800	600	84.5
	-8	500 × 200	1300	900	600	108.3
	-9	600 × 200	1400	1000	600	126.5
	-10	800 × 200	1600	1200	600	166.1

XQJ-C-05A 型垂直上弯通
XQJ-C-05A Vertical Up Wards Curved-Way



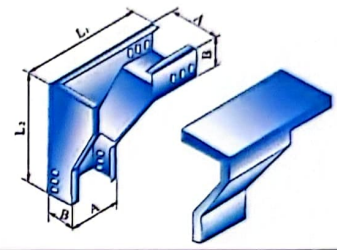
型号 Type	规格 Standard A × B	L (mm)	重量 Kg weight	
XQJ-C-05A	-1	50 × 25	125	2.8
	-2	100 × 50	250	5.9
	-3	150 × 75	275	8.7
	-4	200 × 100	350	12.3
	-5	250 × 125	375	15.5
	-6	300 × 150	500	22.5
	-7	400 × 200	600	43.2
	-8	500 × 200	600	57.1
	-9	600 × 200	600	74.6
	-10	800 × 200	600	94.7

XQJ-C-05B 型垂直下弯通
XQJ-C-05B Vertical Down Wards Curved-Way



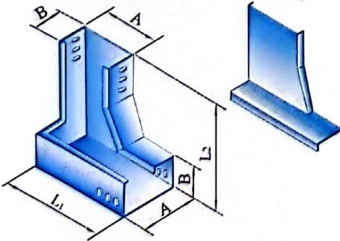
型号 Type	规格 Standard A × B	L (mm)	重量 Kg weight	
XQJ-C-05B	-1	50 × 25	125	3.1
	-2	100 × 50	250	6.31
	-3	150 × 75	275	8.9
	-4	200 × 100	350	12.7
	-5	250 × 125	375	15.6
	-6	300 × 150	500	26.8
	-7	400 × 200	600	52.8
	-8	500 × 200	600	66
	-9	600 × 200	600	81.6
	-10	800 × 200	600	102.1

XQJ-C-05C 型下垂左上弯通
XQJ-C-05C Vertical Left-Up Wards Curved-Way



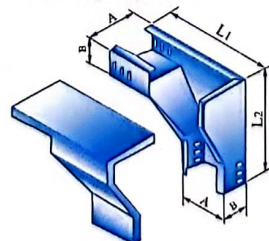
型号 Type	规格 Standard A × B	L1 (mm)	L2 (mm)	重量 Kg weight	
XQJ-C-05C	-1	50 × 25	225	125	2.6
	-2	100 × 50	450	250	5.8
	-3	150 × 75	475	275	8.3
	-4	200 × 100	600	350	13.3
	-5	250 × 125	625	375	18.0
	-6	300 × 150	850	500	25.9
	-7	400 × 200	1000	600	50.8
	-8	500 × 200	1000	600	65.1
	-9	600 × 200	1000	600	81.7
	-10	800 × 200	1000	600	127.3

XQJ-C-05D 型垂直左下弯通
XQJ-C-05D Vertical Left-Down Wards Curved-Way



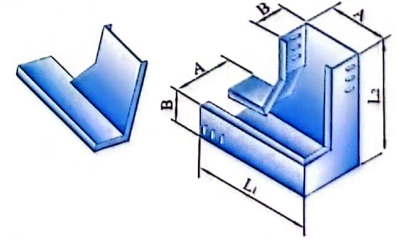
型号 Type	规格 Standard A × B	L1 (mm)	L2 (mm)	重量 Kg weight	
XQJ-C-05D	-1	50 × 25	250	125	2.4
	-2	100 × 50	500	250	4.6
	-3	150 × 75	550	275	7.8
	-4	200 × 100	700	350	14.7
	-5	250 × 125	750	375	19.7
	-6	300 × 150	1000	500	30.8
	-7	400 × 200	1200	600	57.9
	-8	500 × 200	1300	600	76.9
	-9	600 × 200	1400	600	96.7
	-10	800 × 200	1600	600	138.2

XQJ-C-05E 型垂直右上弯通
XQJ-C-05E Vertical Right-Up Wards Curved-Way



型号 Type	规格 Standard A × B	L1 (mm)	L2 (mm)	重量 Kg weight	
XQJ-C-05E	-1	50 × 25	250	125	2.6
	-2	100 × 50	500	250	5.8
	-3	150 × 75	550	275	8.3
	-4	200 × 100	700	350	13.3
	-5	250 × 125	750	375	18.0
	-6	300 × 150	1000	500	25.9
	-7	400 × 200	1200	600	50.81
	-8	500 × 200	1300	600	65.16
	-9	600 × 200	1400	600	81.7
	-10	800 × 200	1600	600	127.3

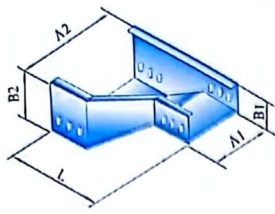
XQJ-C-05F 型垂直右下弯通
XQJ-C-05F Vertical Right-Down Wards Curved-Way



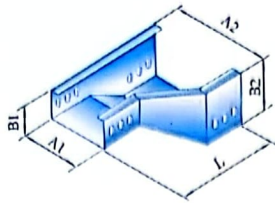
型号 Type	规格 Standard A × B	L1 (mm)	L2 (mm)	重量 Kg weight	
XQJ-C-05F	-1	50 × 25	150	125	2.4
	-2	100 × 50	300	250	4.6
	-3	150 × 75	350	275	7.8
	-4	200 × 100	450	350	14.7
	-5	250 × 125	500	375	19.7
	-6	300 × 150	650	500	30.8
	-7	400 × 200	800	600	57.9
	-8	500 × 200	900	600	76.9
	-9	600 × 200	1000	600	96.7
	-10	800 × 200	1200	600	138.2

槽式电缆桥架 TROUGH-TYPE BRIDGE FRAME

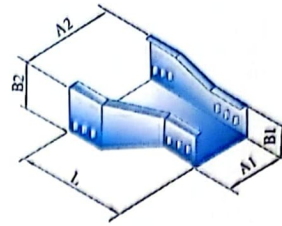
XQJ-C-06A、B、C、D 型异径接头 XQJ-C-06A、B、C、D Connector Of Horizontal



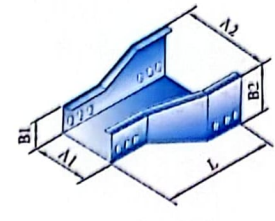
A型 A Type



B型 B Type



C型 C Type



D型 D Type

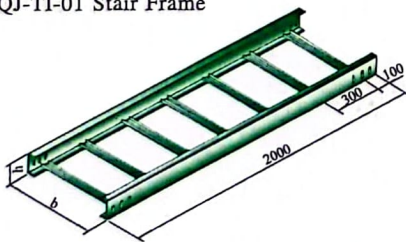
型号 Type	规格 Standard		L (mm)	重量 kg weight	
	A1×B1	A2×B2			
XQJ-C-06A	-1	50×25	100×50	300	1.6
	-2	50×25	150×75	300	2.5
	-3	50×25	200×100	300	4.5
	-4	50×25	250×125	350	5.7
XQJ-C-06B	-5	50×25	300×150	500	10.2
XQJ-C-06B	-6	50×25	400×200	600	20.3
XQJ-C-06C	-7	50×25	500×200	700	26.6
	-8	50×25	600×200	800	34.5
XQJ-C-06C	-9	50×25	800×200	1000	52.2
XQJ-C-06D	-10	100×50	150×75	300	2.8
	-11	100×50	200×100	300	4.8
	-12	100×50	250×125	350	6.9
	-13	100×50	300×150	500	11.2
	-14	100×50	400×200	600	25.2
	-15	100×50	500×200	700	31.5

型号 Type	规格 Standard		L (mm)	重量 kg weight	
	A1×B1	A2×B2			
XQJ-C-06A	-16	100×50	600×200	800	38.0
	-17	100×50	800×200	1000	51.2
	-18	150×75	200×100	300	4.5
	-19	150×75	250×125	300	6.5
	-20	150×75	300×150	450	10.5
	-21	150×75	400×200	550	22.6
	-22	150×75	500×200	650	28.1
XQJ-C-06B	-23	150×75	600×200	750	35.4
	-24	150×75	800×200	950	54.5
XQJ-C-06C	-25	200×100	250×125	300	6.3
	-26	200×100	300×150	400	9.9
	-27	200×100	400×200	500	19.9
XQJ-C-06D	-28	200×100	500×200	600	25.6
	-29	200×100	600×200	700	30.0
	-30	200×100	800×200	900	50.7

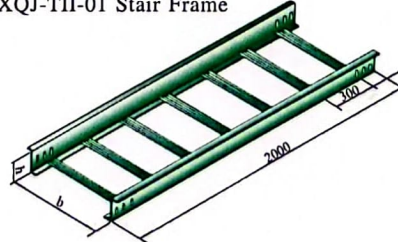
型号 Type	规格 Standard		L (mm)	重量 kg weight	
	A1×B1	A2×B2			
XQJ-C-06A	-31	250×125	300×150	800	10.1
	-32	250×125	400×200	1000	17.6
	-33	250×125	500×200	300	24.1
	-34	250×125	600×200	300	38.6
	-35	250×125	800×200	450	51.7
XQJ-C-06B	-36	300×150	400×200	550	20.8
	-37	300×150	500×200	650	27.6
XQJ-C-06C	-38	300×150	600×200	750	35.8
	-39	300×150	800×200	950	48.4
XQJ-C-06D	-40	400×200	500×200	300	55.1
	-41	400×200	600×200	400	75.7
	-42	400×200	800×200	500	82.0
	-43	500×200	600×200	600	66.6
	-44	500×200	800×200	700	91.4
	-45	600×200	800×200	900	103.2

梯级、托盘式电缆桥架 STAIR-TYPE、TRAY-TYPE BRIDGE FRAME


XQJ-TI-01 型梯架
XQJ-TI-01 Stair Frame



XQJ-TII-01 型梯架
XQJ-TII-01 Stair Frame



XQJ-P-01 型托盘
XQJ-P-01 Tray Bridge Frame



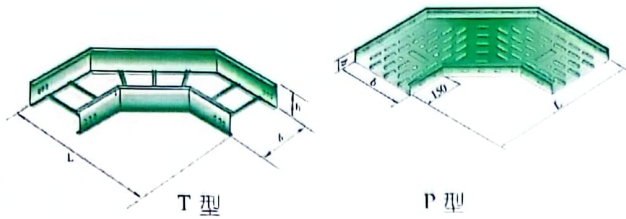
型号 Type	b (mm)	h (mm)	重量 Kg weight (TI-01)	
XQJ-TI-01	200	-6-2	60	19.28
		-10-2	100	23.37
		-15-2	150	32.66
	300	-6-3	60	26.22
		-10-3	100	29.89
		-15-3	150	32.58
	400	-6-4	60	34.16
		-10-4	100	35.00
		-15-4	150	42.86
	500	-6-5	60	32.81
		-10-5	100	51.99
		-15-5	150	57.95
	600	-6-6	60	49.91
		-10-6	100	64.76
		-15-6	150	70.77
800	-6-7	60	57.73	
	-10-7	100	76.52	
	-15-7	150	78.47	

型号 Type	b (mm)	h (mm)	重量 Kg weight (TI-01)	
XQJ-TII-01	200	-6-2	60	19.28
		-10-2	100	23.37
		-15-2	150	32.66
	300	-6-3	60	26.22
		-10-3	100	29.89
		-15-3	150	32.58
	400	-6-4	60	34.16
		-10-4	100	35.00
		-15-4	150	42.86
	500	-6-5	60	32.81
		-10-5	100	51.99
		-15-5	150	57.95
	600	-6-6	60	49.91
		-10-6	100	64.76
		-15-6	150	70.77
800	-6-7	60	57.73	
	-10-7	100	76.52	
	-15-7	150	78.47	

型号 Type	b (mm)	h (mm)	重量 Kg weight (TI-01)	
XQJ-P-01	200	-6-2	60	25.39
		-10-2	100	34.71
		-15-2	150	42.46
	300	-6-3	60	36.07
		-10-3	100	45.73
		-15-3	150	52.59
	400	-6-4	60	55.78
		-10-4	100	65.90
		-15-4	150	75.50
	500	-6-5	60	68.54
		-10-5	100	79.51
		-15-5	150	87.12
	600	-6-6	60	85.47
		-10-6	100	97.15
		-15-6	150	105.29
800	-6-7	60	98.57	
	-10-7	100	118.31	
	-15-7	150	126.57	

梯级、托盘式电缆桥架 STAIR-TYPE、TRAY-TYPE BRIDGE FRAME

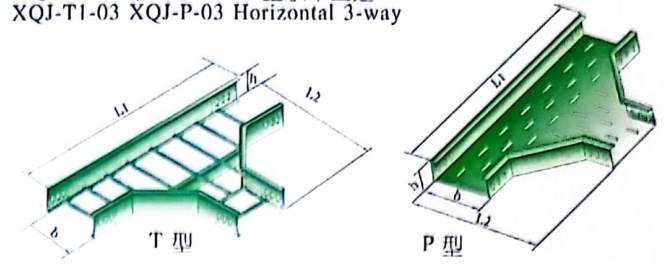
XQJ-T1-02、XQJ-P-02 型水平弯通
XQJ-T1-02 Stair Frame



型号 Type	b (mm)	h (mm)	L (mm)	重量 kg weight (T1-01)	重量 kg weight (P-02)	备注 Remarks
XQJ-T1-04	-6-2	200	60	7.23	9.05	说明：高度 h=60,100为单 排连接孔，高 h=150为双排 连接孔
	-10-2		100	10.20	10.96	
	-15-2		150	600	14.35	
	-6-3	300	60	8.9	12.97	
	-10-3		100	10.27	15.04	
	-15-3		150	700	17.19	
-6-4	400	60	14.48	26.24		
-10-4		100	16.81	29.76		
-15-4		150	800	21.67	40.32	
XQJ-P-04	-6-5	500	60	17.24	34.43	
	-10-5		100	18.30	38.48	
	-15-5		150	900	24.90	
	-6-6	600	60	19.96	43.50	
	-10-6		100	22.75	51.19	
	-15-6		150	1000	28.14	60.87
	-6-8	800	60	25.77	47.15	
	-10-8		100	28.72	53.38	
	-15-8		150	1200	34.64	86.30

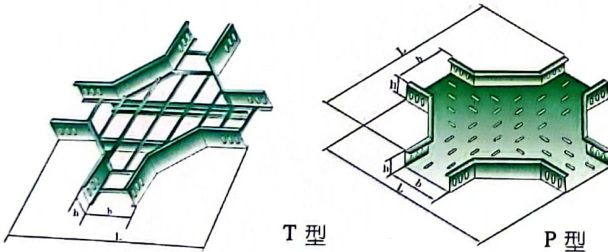
说明：高度 h=60,100 为单排连接孔，高 h=150 为双排连接孔

XQJ-T1-03、XQJ-P-03 型水平三通
XQJ-T1-03 XQJ-P-03 Horizontal 3-way



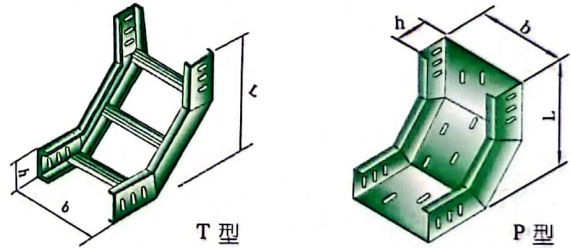
型号 Type	b (mm)	h (mm)	L1 (mm)	L2 (mm)	重量 kg weight (T1-03)	重量 kg weight (P-03)	备注 Remarks
XQJ-T1-03	-6-2	200	60	800	9.87	13.86	说明：高度 h=60,100为单 排连接孔，高 h=150为双排 连接孔
	-10-2		100	500	12.76	19.25	
	-15-2		150	1000	22.13	28.99	
	-6-3	300	60	600	12.56	22.38	
	-10-3		100	900	14.20	25.06	
	-15-3		150	1100	24.38	36.03	
-6-4	400	60	700	20.18	35.95		
-10-4		100	1000	22.59	40.01		
-15-4		150	1200	29.53	53.80		
XQJ-P-03	-6-5	500	60	800	23.24	45.29	
	-10-5		100	1100	26.15	49.58	
	-15-5		150	1300	33.59	66.14	
	-6-6	600	60	900	26.67	55.24	
	-10-6		100	1000	29.70	59.75	
	-15-6		150	1000	37.01	81.08	
	-6-8	800	60	1400	30.50	78.58	
	-10-8		100	1100	35.03	83.08	
	-15-8		150	1600	44.46	95.95	

XQJ-T1-04、XQJ-P-04 型水平四通
XQJ-T1-04 XQJ-P-04 Horizontal 4-way



型号 Type	b (mm)	h (mm)	L (mm)	重量 kg weight (T1-04)	重量 kg weight (P-04)	备注 Remarks	
XQJ-T1-04	-6-2	200	60	12.94	17.56	说明：高度 h=60,100为单 排连接孔，高 h=150为双排 连接孔	
	-10-2		100	15.54	23.96		
	-15-2		150	1000	27.44		38.09
	-6-3	300	60	15.65	27.63		
	-10-3		100	900	17.73		30.51
	-15-3		150	1100	29.64		44.37
-6-4	400	60	25.46	40.98			
-10-4		100	1000	28.21	46.97		
-15-4		150	1200	36.05	68.88		
XQJ-P-04	-6-5	500	60	29.84	53.47		
	-10-5		100	32.63	57.97		
	-15-5		150	1300	40.23		80.89
	-6-6	600	60	34.29	63.39		
	-10-6		100	1200	37.02	68.66	
	-15-6		150	1500	44.64	94.23	
	-6-8	800	60	45.84	94.03		
	-10-8		100	1400	46.79	97.61	
	-15-8		150	1600	53.43	122.72	

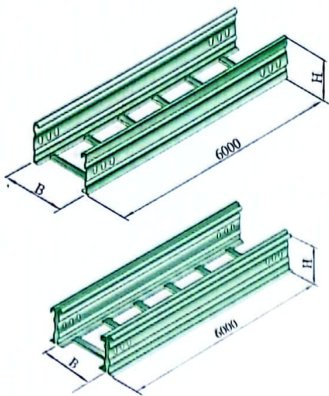
XQJ-T1-05A、XQJ-P05A 型垂直弯通
XQJ-T1-05A XQJ-P-05A Vertical Curved-Way



型号 Type	b (mm)	h (mm)	L (mm)	重量 kg weight (T1-05)	重量 kg weight (P-05)	备注 Remarks	
XQJ-T1-05	-6-2	200	60	360	5.56	8.31	说明：高度 h=60,100为单 排连接孔，高 h=150为双排 连接孔
	-10-2		100	400	6.39	10.09	
	-15-2		150	550	12.56	18.19	
	-6-3	300	60	360	5.95	9.90	
	-10-3		100	400	2.19	12.42	
	-15-3		150	550	14.00	20.61	
-6-4	400	60	360	9.23	16.11		
-10-4		100	400	11.47	19.22		
-15-4		150	550	15.74	28.61		
XQJ-P-05	-6-5	500	60	360	11.18	18.96	
	-10-5		100	400	12.34	22.3	
	-15-5		150	550	16.63	34.13	
	-6-6	600	60	360	11.8	35.61	
	-10-6		100	400	13.62	39.58	
	-15-6		150	550	18.02	53.91	
	-6-8	800	60	360	14.82	45.88	
	-10-8		100	400	16.43	49.46	
	-15-8		150	550	20.54	67.56	

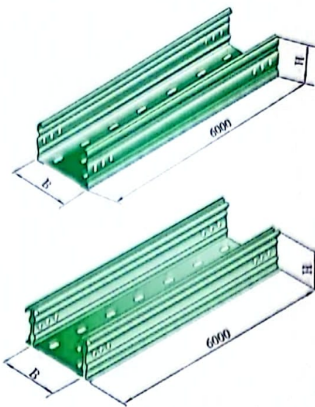
大跨距电缆桥架 LARGE-SPAN CABLE BRIDGE FRAME

DJ-T-01 型梯级式大跨距汇线桥架
Stair Large-span Bridge Frame



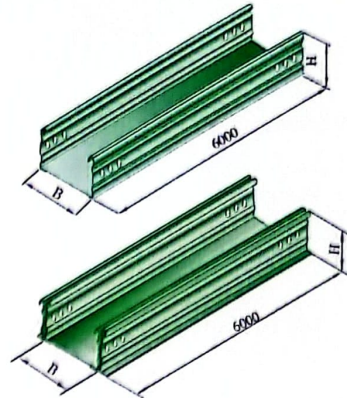
型号 Type	H (mm)	B (mm)	重量 (weight)		
			T1	T11	
DJ-T-01-102	100	200	100.60	159.16	
DJ-T-01-103		300	103.40	162.52	
DJ-T-01-104		400	122.60	182.06	
DJ-T-01-105		500	133.86	194.37	
DJ-T-01-106		600	142.23	201.00	
DJ-T-01-108		800	147.25	255.58	
DJ-T-01-152		150	200	133.43	194.91
DJ-T-01-153			300	136.49	198.75
DJ-T-01-154	400		149.56	228.92	
DJ-T-01-155	500		154.16	237.63	
DJ-T-01-156	600		157.14	247.15	
DJ-T-01-158	800		163.32	317.25	
DJ-T-01-202	200		200	154.91	230.65
DJ-T-01-203			300	160.90	235.44
DJ-T-01-204		400	183.80	269.28	
DJ-T-01-205		500	196.30	280.98	
DJ-T-01-206		600	210.60	292.69	
DJ-T-01-208		800	247.80	298.92	

DJ-P-01 型托盘式大跨距汇线桥架
Stair Large-span Bridge Frame



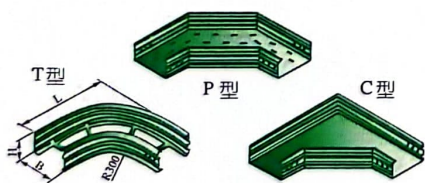
型号 Type	H (mm)	B (mm)	重量 (weight)		
			PI	PII	
DJ-P-01-102	100	200	127.75	190.14	
DJ-P-01-103		300	144.88	209.19	
DJ-P-01-104		400	199.68	280.27	
DJ-P-01-105		500	235.31	304.73	
DJ-P-01-106		600	265.61	320.05	
DJ-P-01-108		800	325.11	412.84	
DJ-P-01-152		150	200	168.94	235.17
DJ-P-01-153			300	187.51	260.73
DJ-P-01-154	400		260.09	348.44	
DJ-P-01-155	500		285.83	381.15	
DJ-P-01-156	600		311.56	392.77	
DJ-P-01-158	800		350.44	528.26	
DJ-P-01-202	200		200	188.44	280.22
DJ-P-01-203			300	208.99	311.67
DJ-P-01-204		400	277.48	418.54	
DJ-P-01-205		500	302.11	457.57	
DJ-P-01-206		600	326.85	596.48	
DJ-P-01-208		800	376.23	638.67	

DJ-C-01 型槽式大跨距汇线桥架
Stair Large-span Bridge Frame



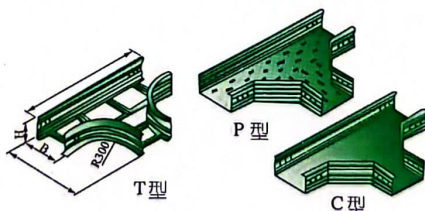
型号 Type	H (mm)	B (mm)	重量 (weight)		
			CI	CII	
DJ-C-01-102	100	200	136.51	198.13	
DJ-C-01-103		300	155.85	212.11	
DJ-C-01-104		400	206.99	302.88	
DJ-C-01-105		500	229.03	323.43	
DJ-C-01-106		600	251.08	347.05	
DJ-C-01-108		800	290.96	443.41	
DJ-C-01-152		150	200	179.62	247.38
DJ-C-01-153			300	202.25	270.96
DJ-C-01-154	400		262.62	404.03	
DJ-C-01-155	500		288.67	432.79	
DJ-C-01-156	600		314.69	465.85	
DJ-C-01-158	800		366.71	600.76	
DJ-C-01-202	200		200	203.14	277.01
DJ-C-01-203			300	225.89	315.27
DJ-C-01-204		400	289.79	454.61	
DJ-C-01-205		500	315.81	475.21	
DJ-C-01-206		600	341.81	587.48	
DJ-C-01-208		800	393.89	729.40	

DJ-TI、PI、CI-02 型大跨距水平弯通桥架
Large-spans Horizontal Curved Bridge Frame



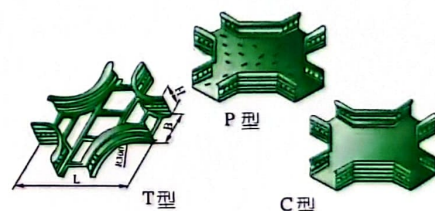
型号 Type	H (mm)	B (mm)	L (mm)	单重(Kg) weight				
				T型	P、C型			
DJ-TI-02	100	-102	200	600	18.82	22.27		
		-103	300	700	23.57	32.54		
		-104	400	800	28.37	47.86		
		-105	500	900	33.12	62.59		
		-106	600	1000	37.92	79.25		
		-108	800	1200	47.47	114.15		
		DJ-PI-02	150	-152	200	700	29.71	33.60
				-153	300	800	37.34	46.75
-154	400			900	40.70	64.70		
-155	500			1000	46.08	80.83		
-156	600			1100	51.46	97.54		
-158	800			1300	62.30	136.75		
DJ-CI-02	200			-202	200	700	40.51	42.38
				-203	300	800	46.75	56.59
		-204	400	900	53.00	73.54		
		-205	500	1000	59.04	91.25		
		-206	600	1100	65.28	110.16		
		-208	800	1300	77.00	153.22		

DJ-TI、PI、CI-03 型大跨距水平三通桥架
Large-spans Horizontal Curved Bridge Frame



型号 Type	H (mm)	B (mm)	L1 (mm)	L2 (mm)	单重(Kg) weight				
					T型	P、C型			
DJ-TI-03	100	-102	200	600	1000	27.50	39.36		
		-103	300	700	1100	40.90	46.37		
		-104	400	800	1200	55.30	53.52		
		-105	500	900	1300	67.10	60.67		
		-106	600	1000	1400	79.92	67.78		
		-108	800	1200	1600	108.38	82.08		
		DJ-PI-03	150	-152	200	700	1200	43.48	57.12
				-153	300	800	1300	58.47	63.17
-154	400			900	1400	76.42	72.20		
-155	500			1000	1500	90.10	79.73		
-156	600			1100	1600	104.74	87.26		
-158	800			1300	1800	136.94	102.34		
DJ-CI-03	200			-202	200	700	1200	54.67	72.34
				-203	300	800	1300	72.38	80.40
		-204	400	900	1400	89.90	88.46		
		-205	500	1000	1500	104.11	96.53		
		-206	600	1100	1600	119.23	104.60		
		-208	800	1300	1800	152.48	120.72		

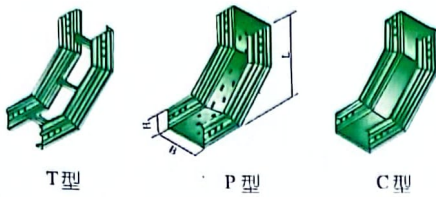
DJ-TI、PI、CI-04 型大跨距水平四通桥架
Large-spans Horizontal Curved Bridge Frame



型号 Type	H (mm)	B (mm)	L (mm)	单重(Kg) weight				
				T型	P、C型			
DJ-TI-04	100	-102	200	600	36.96	57.26		
		-103	300	700	54.34	66.48		
		-104	400	800	71.90	75.70		
		-105	500	900	85.48	84.90		
		-106	600	1000	100.08	94.12		
		-108	800	1200	132.14	112.56		
		DJ-PI-04	150	-152	200	700	57.26	80.54
				-153	300	800	77.38	89.76
-154	400			900	97.80	98.98		
-155	500			1000	113.38	108.20		
-156	600			1100	129.88	113.71		
-158	800			1300	165.84	135.84		
DJ-CI-04	200			-202	200	700	70.32	98.60
				-203	300	800	91.87	107.80
		-204	400	900	112.32	117.02		
		-205	500	1000	127.84	126.24		
		-206	600	1100	144.43	135.46		
		-208	800	1300	180.34	153.88		

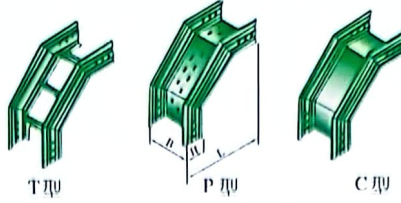
大跨距电缆桥架 LARGE-SPAN CABLE BRIDGE FRAME

DJ-T1、P1、C1-05 型大跨距垂直弯通桥架
Large-spans Vertical Down Curved Way Bridge Frame



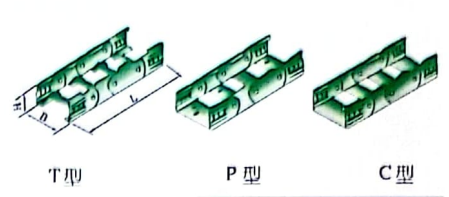
型号 Type	H (mm)	B (mm)	L (mm)	单重(Kg) weight	
				T1型	P、C11型
DJ-T1-05	-102	200	400	14.50	16.94
	-103	300		17.23	20.93
	-104	400		20.02	27.02
	-105	500		22.75	31.58
	-106	600		25.54	36.10
DJ-P1-05	-108	800	600	31.06	45.17
	-152	200		25.92	30.72
	-153	300		28.66	35.90
DJ-C1-05	-154	400	650	31.44	44.11
	-155	500		34.22	50.06
	-156	600		36.93	55.97
	-158	800		42.48	67.82
DJ-T1-05	-202	200	650	38.26	43.73
	-203	300		41.04	49.20
	-204	400		43.78	57.98
	-205	500		46.56	64.32
	-206	600		49.34	70.61
	-208	800		54.86	83.28

DJ-T1、P1、C1-06 型大跨距垂直上弯通桥架
Large-spans Vertical Up Curved Way Bridge Frame



型号 Type	H (mm)	B (mm)	L (mm)	单重(Kg) weight	
				T1型	P、C11型
DJ-T1-06	-102	200	400	14.50	15.60
	-103	300		17.23	18.91
	-104	400		20.02	23.80
	-105	500		22.75	27.50
	-106	600		25.54	31.25
DJ-P1-06	-108	800	600	31.06	36.68
	-152	200		25.92	28.66
	-153	300		28.66	32.78
DJ-C1-06	-154	400	650	31.44	39.12
	-155	500		34.22	43.82
	-156	600		36.93	48.52
	-158	800		42.48	57.88
DJ-T1-06	-202	200	650	38.26	41.00
	-203	300		41.04	45.12
	-204	400		43.78	51.46
	-205	500		46.56	56.16
	-206	600		49.34	60.82
	-208	800		54.86	70.22


DJ-T1、P1、C1-07 型大跨距转动桥架
Large-spans Turning Curved Way



型号 Type	H (mm)	B (mm)	L (mm)	单重(Kg) weight	
				T1型	P、C11型
DJ-T1-07	-102	200	600	23.95	26.06
	-103	300		27.65	33.98
	-104	400		31.34	38.30
	-105	500		35.40	43.78
	-106	600		38.68	48.72
DJ-P1-07	-108	800	800	46.08	57.50
	-152	200		40.22	43.78
	-153	300		43.78	50.68
DJ-C1-07	-154	400	1200	47.56	54.43
	-155	500		51.26	62.30
	-156	600		54.96	67.78
	-158	800		62.30	76.66
DJ-T1-07	-202	200	1200	59.04	63.46
	-203	300		62.68	69.94
	-204	400		66.34	75.02
	-205	500		70.04	82.18
	-206	600		73.73	88.03
	-208	800		81.12	95.66


组合式配线电缆桥架 COMBINATION CABLE BRIDGE

DJ-ZH-01A 型组合式电缆桥架
Combination Cable Bridge



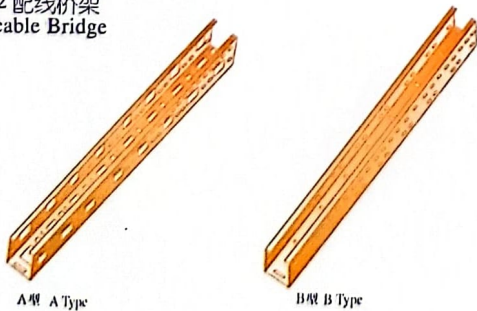
型号 Type	规格 Standard b x h	单价 (元/m) unit price
ZH-01A-100	100 x 25	49.80
ZH-01A-150	150 x 25	68.20
ZH-01A-200	200 x 25	86.10

DJ-ZH-01B 型组合式电缆桥架
Combination Cable Bridge




型号 Type	规格 Standard b x h	单价 (元/m) unit price
ZH-01B-100	100 x 25	49
ZH-01B-150	150 x 25	67.8
ZH-01B-200	200 x 25	85.2

DJ-ZH-02 配线桥架
Allocate cable Bridge



型号 Type	规格 Standard b x h	单价 (元/m) unit price
ZH-02A	50 x 50	29.5
ZH-02B	50 x 50	


DJ-ZH-03 型配线桥架
Allocate cable Bridge



型号 Type	规格 Standard b x h	单价 (元/m) unit price
ZH-03A	100 x 50	38.6
ZH-03B	100 x 50	

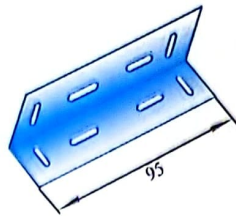
组合式配线电缆桥架 COMBINATION CABLE BRIDGE

XQJ-ZH-04 型配线桥架
Allocate Cable Bridge



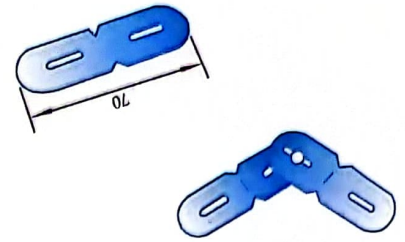
型号 Type	规格 Standard	参考价元/只	备注 Remarks
ZH-04	50 × 25	31.6	

XQJ-ZH-05 连接板
Connecting Plates



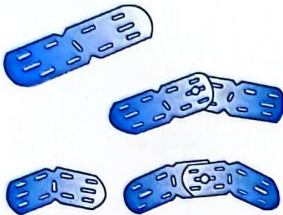
型号 Type	规格 Standard	参考价元/只	备注 Remarks
ZH-05	25 × 25	2.85	

XQJ-ZH-06 连接片
Connecting Flake



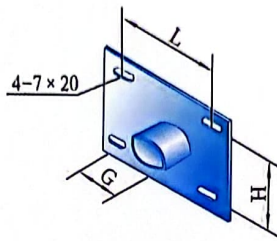
型号 Type	规格 Standard	参考价元/只	备注 Remarks
ZH-06	24 × 70	1.98	

XQJ-ZH-07 连接板
Connecting Flake



型号 Type	参考价元/片	备注
ZH-07	1.98	

XQJ-ZH-08 管接头
Pipe Joint



配管 Concerted Pipe	安装尺寸 Size of installation		配管 Concerted Pipe	安装尺寸 Size of installation	
	L (mm)	H (mm)		L (mm)	H (mm)
G1 1/2"	122	74	G1 1/2"	122	124
G3/4"			G2"		
G1"			G1 1/2"		
G1 1/2"			G3/4"		
G2"	122	174	G1"	122	174
G1 1/2"			G1 1/2"		
G3/4"			G2"		
G1"	122	124	G2"		

XQJ-ZH-09 U 型管卡
U-Shaped Pipe-caller



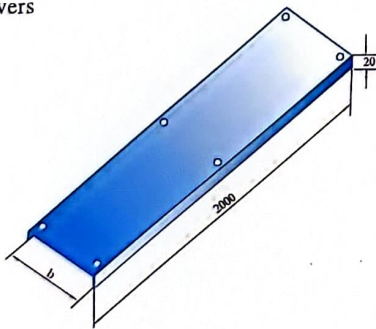
型号 Type	规格 Standard		配用引接管径
	Φ	L	
ZH-09-22	22	31	1/2"
ZH-09-27	27	34	3/4"
ZH-09-34	34	37	1"
ZH-09-49	49	45	1 1/2"
ZH-09-61	61	50	2"
ZH-09-76	76	57	2 1/2"
ZH-09-89	89	64	3"

XQJ-ZH-10 扣锁
XQJ-ZH-10 Locke



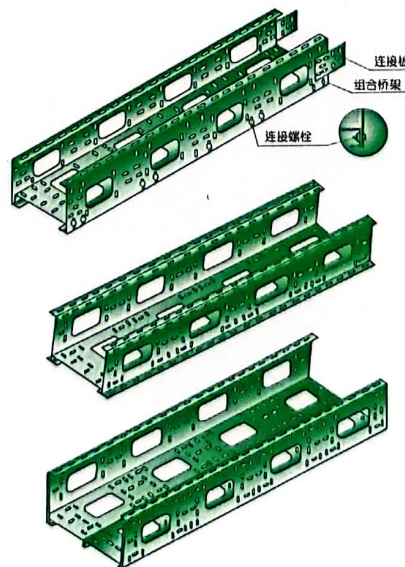
型号 Type	参考价元/片	备注
ZH-10A	2.5	

XQJ-ZH-10 盖板
Covers




型号	b	重量(kg)	备注
ZH-10-50	55	3.96	订货时请注明配套使用的组合式电缆桥架的组合形式: A、B、C、D、E b 宽度根据组合形式: A 型加 3mm; B 型加 5mm; C 型加 5mm; D 型加 48mm; E 型加 51mm。
ZH-10-100	105	5.52	
ZH-10-150	155	7.66	
ZH-10-200	205	9.42	
ZH-10-300	305	13.18	
ZH-10-400	405	17.27	
ZH-10-500	505	21.19	
ZH-10-600	605	30.62	
ZH-10-700	705	36.42	
ZH-10-800	805	41.21	

组合式直通桥架组装示意图
Installation Sketch Map of Combination-Type
Staight-Way Bridgeframe




组合式电缆桥架组装示意图
Installation Sketch map of Separating Board
of Combination-Type Cable Bridge frame




组合式配线电缆桥架 COMBINATION CABLE BRIDGE





组合式电缆桥架水平弯通三通组装示意图
Installation Sketch of Horizontal Curved-Way, 3-Way of Combination-Type Cable Bridge frame



组合式电缆桥架水平四通、垂直三通组装示意图
Installation Sketch Map of Horizontal 4-Way, Vertical 3-Way of Combination-Type Cable Bridge frame


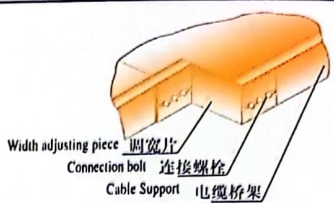



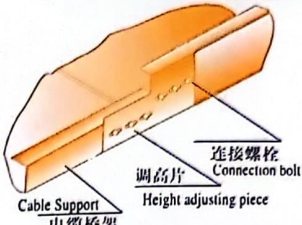
组合式电缆桥架垂直弯通及几种锯切示意图
Sketchmap of Vertical Curved-Way and several Sewing of Combination-Type Cable Bridge frame

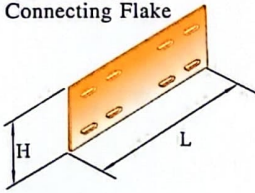
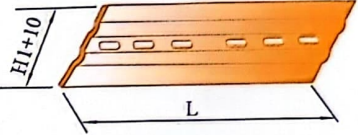


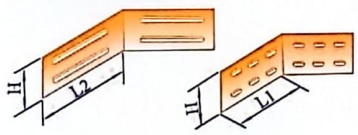
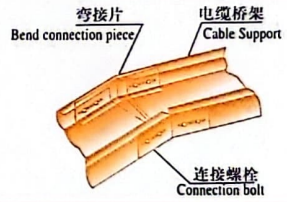
序号 NO.	形式 Type	底板与侧边的配制图 Bottom and side plates		底板宽(mm) Bottom Width	底板h(数量) NO.of side plates			侧边数量 NO.of side plates	连接螺栓 Connection bolts		备注 Remarks
					100	150	200		规格 Size	数量 / m Quantity/m	
1001	A			103	1		2	M6 × 12	6 (14)		
1002				153		1	2				
1003				203		1	2				
1004				303		2	2				
1005				403		2	2				
1006				503		2	1				2
1007				603		2	3				2
2008	B			205	2		3	M6 × 12	9 (21)		
2009				305		2	3				
2010				405		2	3				
2011				505		2	1				3
2012				605		2	3				3
2013	805			4	3						
3014	C			306	3		4	M6 × 12	12 (28)		
3015				456		3	4				
3016				606		3	4				
3017				806		4	4				
3018				1006		5	4				
3019	1206		6	4							
4020	D			153	1		4	M6 × 15	16 (24)		
4021				203		1	4				
4022				253		1	4				
4023				353		2	4				
4024	453		2	4							
5025	E			256	2		6	M6 × 15	24 (36)		
5026				356		2	6				
5027				456		2	6				
5028				656		4	6				
5029				856		4	6				

电缆桥架连接件
CONNECTING PIECES

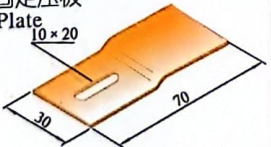
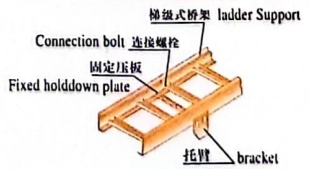
产品外型 Shape	型号 Type	侧边高 H (mm)	H (mm)	B1 (mm)	单价(元/件) Unit price	安装图例 Schematic diagram
XQJ-TPC-01A 调宽片 Width-Adjusting Flake 	TPC-01A-100	75	50	100	3.8 ~ 31.2	 Width adjusting piece 调宽片 Connection bolt 连接螺栓 Cable Support 电缆桥架
	TPC-01A-150			150		
	TPC-01A-200	100	75	200		
	TPC-01A-300			300		
	TPC-01A-400	150	125	400		
	TPC-01A-500			500		
	TPC-01A-600	200	175	600		


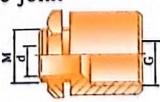
产品外型 Shape	型号 Type	H1 (mm)	H1 (mm)	H1 (mm)	单价(元/件) Unit price	安装图例 Schematic diagram
XQJ-TPC-01B 调高片 Height-Adjusting Flake 	TPC-01B-75/100	50	75	182	3.80	 连接螺栓 Connection bolt 调高片 Height adjusting piece Cable Support 电缆桥架
	TPC-01B-75/150	50	125	282	7.20	
	TPC-01B-75/200	50	175		10.20	
	TPC-01B-75/150	75	125	382	9.80	
	TPC-01B-75/200	75	175		11.20	
	TPC-01B-75/200	125	175	14.80		

产品外型 Shape	型号 Type	侧边高 H (mm)	L (mm)	H1 (mm)	单价(元/件) Unit price	安装图例 Schematic diagram
XQJ-TPC-02 直接片 Straight Connecting Flake 	TPC-02-50	50、60	182	35	3.8	
	TPC-02-75	75		50	4.9	
	TPC-02-100	100		75	5.8	
	TPC-02-125	125		100	6.4	
	TPC-02-150	150		125	10.8	
	TPC-02-200	200		175	15.2	

产品外型 Shape	型号 Type	H (mm)	L1 (mm)	L2 (mm)	单价(元/件) Unit price	安装图例 Schematic diagram
XQJ-TPC-03 弯接片 Curved Connecting Flake 	TPC-03-50	25	91	200	4.8	 弯接片 Bend connection piece 连接螺栓 Connection bolt 电缆桥架 Cable Support
	TPC-03-75	50		5.9		
	TPC-03-100	75		10.6		
	TPC-03-150	125	191	300	22.6	
	TPC-03-200	175			28.2	


产品外型 Shape	型号 Type	侧边高 H (mm)	L (mm)	H1 (mm)	单价(元/件) Unit price	安装图例 Schematic diagram
XQJ-TPC-04 调角片 Angle-Adjusting Flake 	TPC-04-75	75	50	166	5.8	 调角片 Angle adjusting piece 连接螺栓 Connection bolt 电缆桥架 Cable Support
	TPC-04-100	100	75	191	8.6	
	TPC-04-150	150	125	341	14.5	
	TPC-04-200	200	175	391	24.2	

产品外型 Shape	描述	安装图例 Schematic diagram
XQJ-TPC-05 固定压板 Fixed Pressed Plate 	TPC-05 固定压板，主要用于梯级式桥架与托臂压固及梯级式桥架垂直安装时与墙壁固定 TPC-05 fixing Pressed board is mainly used in the fixing of Stair-type bridgeframe with brack etarm and the fixing of star-type bridgeframe with wall when installed vertically.	 梯级式桥架 ladder Support 连接螺栓 连接螺栓 Connection bolt 固定压板 Fixed holddown plate 托臂 bracket

产品外型 Shape	型号 Type	H1 (mm)	H (mm)	重量 kg Weight	管接头 Pipe joint	型号 Type	G	M	d
XQJ-TPC-07 隔板 Separating Plate 	TPC-07-75	75	40	4.1		TPC-13-1/2"	1/2"	M22 × 1	18
	TPC-07-100	100	100	5.2		TPC-13-3/4"	3/4"	M27 × 1.5	22
	TPC-07-400	150	120	9.6		TPC-13-1"	1"	M33 × 1.5	28
	TPC-07-500	200	170	12.1		TPC-13-1 1/2"	1 1/2"	M48 × 2	38
							TPC-13-2"	2"	M56 × 2

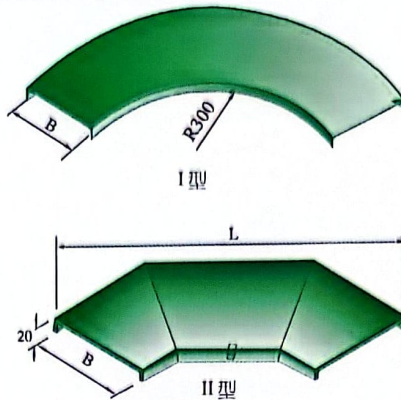
电缆桥架通用盖板 CNRRENT COVER BOARD

XQJ-TPC-08 直通护罩
Stair-Way-Shares



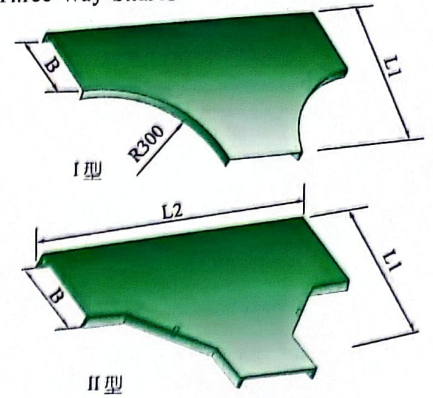
型号 Type	B (mm)	重量 kg (weight)	备注 Remarks
TPC-08-05	50	11.75	
TPC-08-1	100	16.07	
TPC-08-2	200	22.09	
TPC-08-3	300	27.62	
TPC-08-4	400	45.47	
TPC-08-5	500	58.63	
TPC-08-6	600	68.25	
TPC-08-8	800	79.46	
TPC-08-9	900	87.54	
TPC-08-10	1000	99.35	

XQJ-TPC-09 弯通护罩
Crooked-Way-Shades



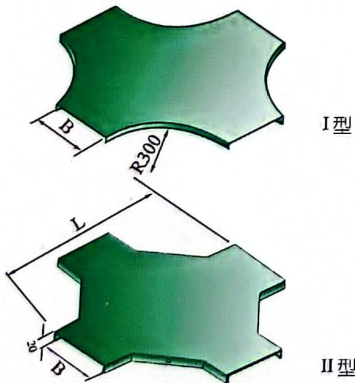
型号 Type	B (mm)	L1 (mm)	LII (mm)	重量 kg (weight)
TPC-09-05	50	400	500	3.76
TPC-09-1	100	500	600	6.14
TPC-09-2	200	600	700	11.49
TPC-09-3	300	700	800	15.27
TPC-09-4	400	800	900	21.28
TPC-09-5	500	900	1000	32.75
TPC-09-6	600	1000	1100	43.86
TPC-09-8	800	1200	1300	55.05
TPC-09-9	900	1300	1400	68.04
TPC-09-10	1000	1400	1500	79.02

XQJ-TPC-10 三通护罩
Three-Way-Shares



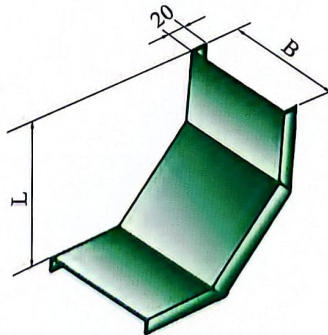
型号 Type	B (mm)	L1 (mm)	LII (mm)	重量 kg (weight)
TPC-10-05	50	400	700	7.04
TPC-10-1	100	500	800	10.34
TPC-10-2	200	700	1200	19.54
TPC-10-3	300	800	1300	24.41
TPC-10-4	400	900	1400	32.58
TPC-10-5	500	1000	1500	44.38
TPC-10-6	600	1100	1600	55.83
TPC-10-8	800	1300	1800	65.45
TPC-10-9	900	1400	1900	76.38
TPC-10-10	1000	1500	2000	88.21

XQJ-TPC-11 四通护罩
Four-Way-Shades



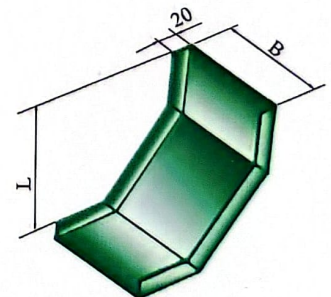
型号 Type	B (mm)	L1 (mm)	LII (mm)	重量 kg (weight)
TPC-11-05	50	700	800	10.24
TPC-11-1	100	900	1000	13.57
TPC-11-2	200	1000	1200	24.06
TPC-11-3	300	1100	1300	30.51
TPC-11-4	400	1200	1400	40.29
TPC-11-5	500	1300	1500	58.21
TPC-11-6	600	1400	1600	66.25
TPC-11-8	800	1600	1800	78.52
TPC-11-9	900	1700	1900	89.85
TPC-11-10	1000	1800	2000	102.12

XQJ-TPC-12A 垂直弯通护罩
Vertical Crooked-Shades



型号 Type	B (mm)	L1 (mm)	LII (mm)	LIII (mm)	重量 kg (weight)
TPC-12A-05	50	300	450	500	1.8
TPC-12A-1	100				2.8
TPC-12A-2	200				5.2
TPC-12A-3	300				6.7
TPC-12A-4	400				8.5
TPC-12A-5	500				11.2
TPC-12A-6	600				16.1
TPC-12A-8	800				22.5
TPC-12A-9	900				24.2
TPC-12A-10	1000				27.4

XQJ-TPC-12B 垂直弯通护罩
Vertical Crooked-Shades



型号 Type	B (mm)	L1 (mm)	LII (mm)	LIII (mm)	重量 kg (weight)
TPC-12B-05	50	400	550	600	1.9
TPC-12B-1	100				2.9
TPC-12B-2	200				5.1
TPC-12B-3	300				7.2
TPC-12B-4	400				11.7
TPC-12B-5	500				13.1
TPC-12B-6	600				15.7
TPC-12B-8	800				20.5
TPC-12B-9	900				24.4
TPC-12B-10	1000				30.2

电缆桥架立柱 POST OF BRIDGE FRAME

XQJ-H-01A 工字钢立柱 I-Steel post

H-01A 工字钢是支撑电缆桥架的主要部件,它适用于电缆多、载重重、桥架跨度大场合,它可以根据需要安装成悬吊式、直立式、侧卧式。
H-01A I-Steel upright post is the main components of supporting cable bridgeframe. It suits for the situation of more cable, heavy load. Large span bridgeframe and also can be installed in hanging type, standing type.

序号 No-	型号 Type	L (mm)	重量 kg Weight	备注 Remarks
1	H-01A-3	300	6.70	II 型每件加重 1.30kg II pattern each piece adds 1.30kg
2	H-01A-5	500	9.16	
3	H-01A-8	800	12.86	
4	H-01A-10	1000	15.3	
5	H-01A-15	1500	23.5	
6	H-01A-20	2000	29.6	
7	H-01A-25	2500	36.8	
8	H-01A-30	3000	45.00	

XQJ-H-01B 丁字钢立柱 丁-Steel post type post

H-01B 丁字钢立柱可在载荷轻时作单边吊装, 配套托臂为 TB-01A 安装方法与工字钢相同。
H-01B 丁-Steel upright post can be do one-side installation on light load necessary bracket arm is TB-01A, installation method is same with I-Steel.

序号 No-	型号 Type	L (mm)	重量 kg Weight	备注 Remarks
1	H-01B-3	300	4.12	II 型每件加重 1.30kg II pattern each piece adds 1.30kg
2	H-01B-5	500	7.13	
3	H-01B-8	800	11.03	
4	H-01B-10	1000	13.48	
5	H-01B-15	1500	21.19	
6	H-01B-20	2000	27.76	
7	H-01B-25	2500	35.18	
8	H-01B-30	3000	41.98	

XQJ-H-01C 槽钢立柱 Trough-Steel Post

H-01C 槽钢立柱可作垂直引下, 引上或与 TB-03 托臂配套作吊装立柱。
H-01C trough-type upright post can do vertical down-leading, up-leading or be linked with TB-03 brack arm as hoisting upright.

序号 No-	型号 Type	L (mm)	重量 kg Weight	备注 Remarks
1	H-01C-3	300	3.68	II 型每件加重 1.30kg II pattern each piece adds 1.30kg
2	H-01C-5	500	6.08	
3	H-01C-8	800	9.72	
4	H-01C-10	1000	12.16	
5	H-01C-15	1500	18.24	
6	H-01C-20	2000	24.31	

XQJ-H-01D 角钢立柱 Angel-Steel Post

H-01D 角钢立柱可用作轻载荷单边吊装立柱, 配套托臂为 TB-03。
H-01D angel steel upright post can be used as light-load-one-side hosting upright post, necessary bracket arm is TB-03.

序号 No-	型号 Type	L (mm)	重量 kg Weight	备注 Remarks
1	H-01D-3	300	1.49	II 型每件加重 1.30kg II pattern each piece adds 1.30kg
2	H-01D-5	500	2.47	
3	H-01D-8	800	3.98	
4	H-01D-10	1000	4.95	
5	H-01D-15	1500	7.98	
6	H-01D-20	2000	9.9	

XQJ-H-01E 异型立柱 Diancler-type post

H-01E 异型立柱可作为单边吊装桥架的立柱, 配套托臂为 TB-02, 底座连接螺栓 M12。
H-01E Special-shaped upright post can be used as up right post of one-side hoisting bridgeframe bracket arm is TB-02, foundtion connecting bolt is M12.

序号 No-	型号 Type	L (mm)	重量 kg Weight	备注 Remarks
1	H-01E-3	300	4.12	II 型每件加重 1.25kg II pattern each piece adds 1.25kg
2	H-01E-5	500	7.13	
3	H-01E-8	800	11.03	
4	H-01E-10	1000	13.48	
5	H-01E-15	1500	21.19	
6	H-01E-25	2500	27.76	
7	H-01E-30	3000	35.18	

XQJ-H-02A 工字钢立柱底座 I-Steel Poste Base

H-02A 工字钢立柱底座, 用于悬挂式直立工字钢立柱的支承连接, 安装时先用 M12 膨胀螺栓或予埋螺栓固定好底座 (如与钢件连接可采用焊接, 焊好后油漆), 然后用 M12 × 30 连接螺栓固定工字钢。
H-2A I-steel up right post foudnation is used in the supporting connection of hagvg-Type vertical I-steel posts. M12 expanding bolt or prebu ried bolt is firstly used in the installation to fix the foundation (of) foudation is sconnected with steel pieces, welding can be used and than sparys.

型号 Type	b (mm)	单价元/件 Unit price	备注 Remarks
H02A-8#	70	34.8	配8#工字钢立柱 fitting with 8# I-Steel
H02A-10#	90	39.9	配10#工字钢立柱 fitting with 10# I-Steel

XQJ-H-02C 槽钢立柱底座 Trough-Steel Poste Base

H-02C 槽钢立柱底座可与 H-01C 槽型立柱, H-01E 异型立柱配套, 可作吊装电缆或垂直引上、引下用。
H-02C trough-steel post foundation can be linked with H-01C trough type post, H-01E shedial-shape post, and also be used as hoisting cable or do vertical up-leading.

型号 Type	b (mm)	单价元/件 Unit price	备注 Remarks
H02C-8#	70	26.63	配8#工字钢立柱 fitting with 8# I-Steel
H02C-10#	90	29.63	配10#工字钢立柱 fitting with 10# I-Steel

XQJ-H-02D 角钢立柱底座 Angle Steel Plst Base

H-02D 角钢立柱底座与 H-01B4#、5# 丁字钢立柱式、H-01D 角型立柱配套作吊装桥架用, 连接螺栓 M10 × 25 每件单价 19.6 元。
H-02D angle iron post foundation is linked sith H-01B4#, 5# T-stell post, H-01D angle iton post as hoisting bridgeframe, comecting bolct-M10 × 25 Price 19.6 yuan.

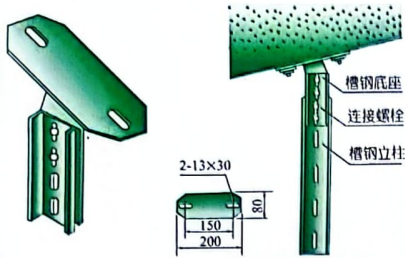
XQJ-03A 工字钢倾斜底座 I-Steel Tilt Base

H-03A 倾斜底座与 H-01A 型工字钢立柱配套, 适用于倾斜过梁安装, 也可紧固在壁上作倾斜支撑用。
H-03A indtned foundation is linded with H-01A I-Steel post, which suits for the installation of indining cross dein and also can be fixed on the wall as indined support.

型号 Type	b (mm)	单价元/件 Unit price	备注 Remarks
H03A-8#	70	36.25	配8#工字钢立柱 fitting with 8# I-Steel
H03A-10#	90	41.9	配10#工字钢立柱 fitting with 10# I-Steel

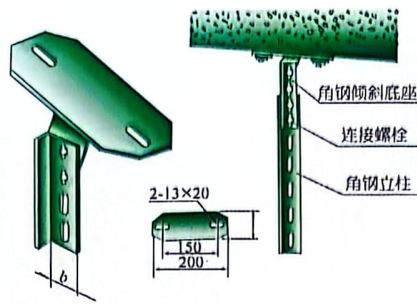
电缆桥架托臂 BRACKET OF BRIDGE FRAME

XQJ-H-03B 槽钢倾斜底座
Trough-Steel Tilt Base



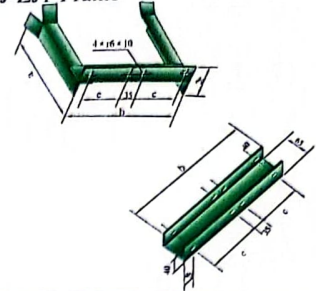
H-03C 型槽钢倾斜底座与 H-01C 型槽钢立柱, H-01E 异型立柱, 在需倾斜安装时选用, 每件单价 26.2 元。
H-03C channl iron indined foundation can be lined with H-01C Trough steel Post.
H-01E speal-shaped post.It can be a choice when in clined installation is necessary,Price 26.2 yuan.

XQJ-H-03C 角钢倾斜底座
Angle-Steel Tilt Base



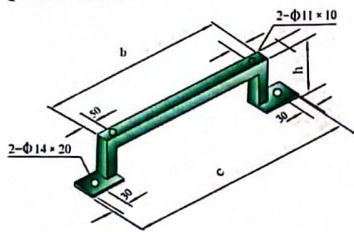
型号 Type	b (mm)	单价/件 Unitprice	备注 Remarks
H03A-8#	70	36.25	配8#工字钢立柱fitting with 8# I-Steel
H03A-10#	90	41.9	配10#工字钢立柱fitting with 10# I-Steel

XQJ-ZJ1 型支架
XQJ-ZJ1 Frame



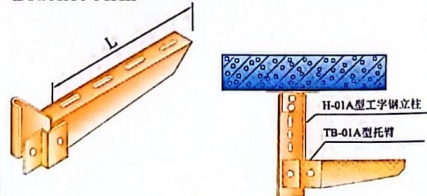
型号 Type	b (mm)	a (mm)	c (mm)	e (mm)	重量 kg Weight
ZJ1-2	250	250	50	L50 x 5	3.14
ZJ1-3	350				3.54
ZJ1-4	450				3.95
ZJ1-5	550				4.86
ZJ1-6	650	280	63	L63 x 6	5.10
ZJ1-10	1050	470	10.18		
ZJ1-12	1250	570	11.45		

XQJ-ZJ3 型支架
XQJ-ZJ3 Frame



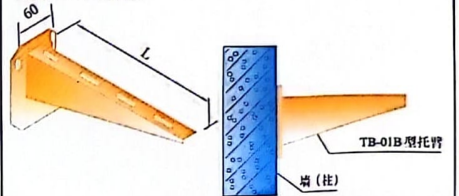
型号 Type	b (mm)	a (mm)	c (mm)	e (mm)	重量 kg Weight
ZJ3-1	150	270	90	40 x 4	0.8
ZJ3-2	250	370			1.0
ZJ3-3	350	470			2.4
ZJ3-4	450	570	110	50 x 5	2.8
ZJ3-5	550	670			3.1
ZJ3-6	650	770			3.8
ZJ3-10	1050	1170	120	63 x 6	6.9
ZJ3-12	1250	1370			7.6

XQJ-TB-01A 型托臂
Bracket Arm



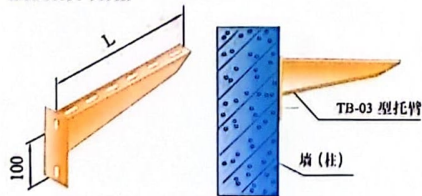
型号 Type	L (mm)	重量 kg Weight	备注 Remarks
TB-01-10	140	2.86	螺栓、压板配套 供给 M12 螺栓 0.81 元/只,压板 2.90 元/块。 Fitting to supply with bolts pressing board bolt M12 0.81 Yuan/piece pressing board 2. 9Yuan/pide
TB-01-15	190	3.09	
TB-01-20	240	3.29	
TB-01-25	290	3.04	
TB-01-30	340	4.12	
TB-01-40	440	5.15	
TB-01-50	540	6.17	
TB-01-60	640	10.80	
TB-01-80	840	13.88	
TB-01-100	1040	17.42	

XQJ-TB-01B 型托臂
Bracket Arm



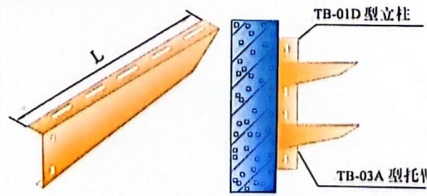
型号 Type	L (mm)	重量 kg Weight	备注 Remarks
TB-01B-10	140	2.25	连接螺栓 M12 Con-necting bolt M12.
TB-01B-15	190	2.45	
TB-01B-20	240	2.95	
TB-01B-25	290	3.42	
TB-01B-30	340	3.98	
TB-01B-40	440	5.01	
TB-01B-50	540	5.84	
TB-01B-60	640	10.58	
TB-01B-80	840	13.94	
TB-01B-100	1040	16.38	

XQJ-TB-02 型托臂
Bracket Arm



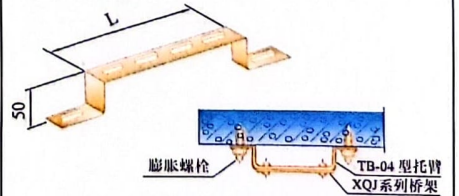
型号 Type	L (mm)	重量 kg Weight	备注 Remarks
TB-02-10	140	2.25	连接螺栓 M12 Con-necting bolt M12.
TB-02-15	190	2.45	
TB-02-20	240	2.95	
TB-02-25	290	3.42	
TB-02-30	340	3.98	
TB-02-40	440	5.01	
TB-02-50	540	5.84	
TB-02-60	640	10.58	
TB-02-80	840	13.94	
TB-02-100	1040	16.38	

XQJ-TB-03 型托臂
Bracket Arm



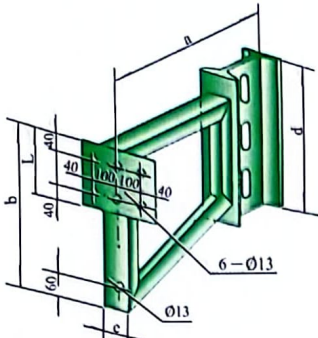
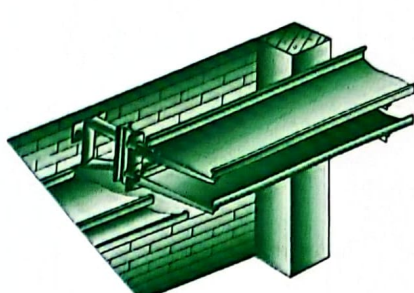
型号 Type	L (mm)	重量 kg Weight	备注 Remarks
TB-03-10	140	2.86	螺栓、压板配套 供给 M12 螺栓 0.81 元/只,压板 2.90 元/块。 Fitting to supply with bolts pressing board bolt M12 0.81 Yuan/piece pressing board 2. 9Yuan/pide
TB-03-15	190	3.09	
TB-03-20	240	3.29	
TB-03-25	290	3.64	
TB-03-30	340	5.12	
TB-03-40	440	5.15	
TB-03-50	540	6.17	
TB-03-60	640	10.79	
TB-03-80	840	13.88	
TB-03-100	1040	17.42	

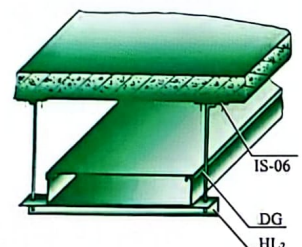
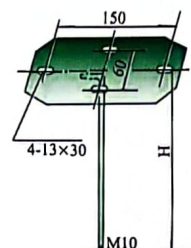
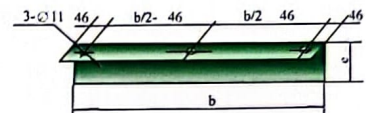
XQJ-TB-04 型托臂
Bracket Arm

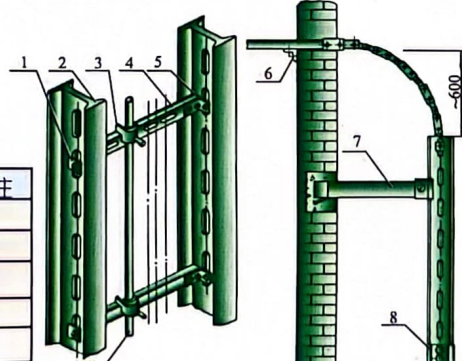



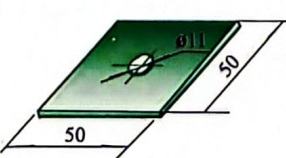
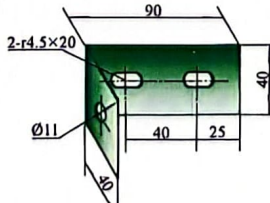
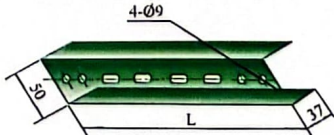
型号 Type	L (mm)	重量 kg Weight	备注 Remarks
TB-04-10	140	2.86	螺栓、压板配套 供给 M12 螺栓 0.81 元/只,压板 2.90 元/块。 Fitting to supply with bolts pressing board bolt M12 0.81 Yuan/piece pressing board 2. 9Yuan/pide
TB-04-15	190	3.09	
TB-04-20	240	3.29	
TB-04-25	290	3.64	
TB-04-30	340	5.12	
TB-04-40	440	5.15	
TB-04-50	540	6.17	
TB-04-60	640	10.79	
TB-04-80	840	13.88	
TB-04-100	1040	17.42	

电缆桥架引上装置 HOLD UP GUIDES

XQJ-GZJ 型固定支架 XQJ-GZJ Type Fixing stand	型号 Type	a	b	d	c	L	重量	可装 TB-01A 数量	安装图例 Legend for Installation
	GZI-12	200	300	300	L40 × 5	160	5.77	1	
	GZI-13	300					6.42		
	GZI-14	400					7.06		
	GZI-22	200	400	500	L50 × 5	160	11.29	2	
	GZI-23	300					13.18		
	GZI-24	400					14.20		
	GZI-32	200	500	800	L50 × 5	180	16.83	2	
	GZI-33	300					21.05		
	GZI-34	400					20.87		
	GZI-42	200	160	1100	L56 × 5	220	24.61	2	
	GZI-43	300					25.83		
	GZI-44	400					27.03		

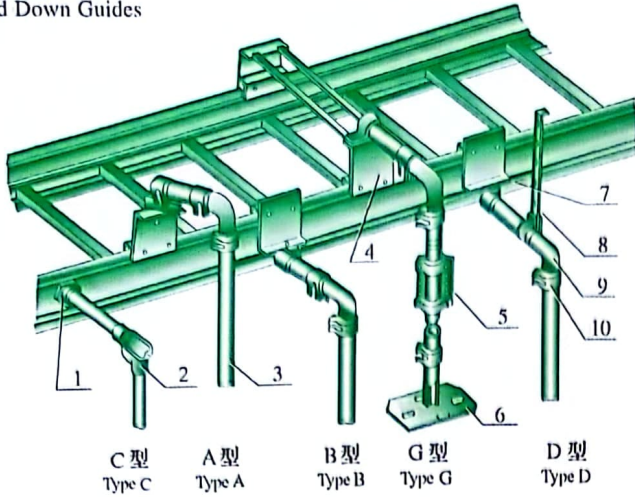
悬吊式安装 Hoisting-Type Installation of Tray		DG 型吊杆 DG Hoisting pole	HL2 型横梁 HL2 Crossbeam						
									
型号 Type	名称	型号 Type	H	单重 kg Weight	备注 Remarks	型号 Type	型号 Type	e	单重 kg Weight
XQJ-DG	吊杆	DG-5	500	1.22		HL2-7	700	L63 × 6	4.29
IS-06	膨胀螺丝	DG-10	1000	1.45		HL2-10	1000		6.27
XQJ-HL2	横梁	DG-15	1500	1.84		HL2-16	1600	L63 × 8	16.83
XQJ-HL2	横梁	DG-20	2000	2.22		HL2-21	2100		22.22

XQJ-ZYS 型引上装置 Hold Up Guides				QJB 型钳形夹板 QJB pincerlike tong board					
									
件号	名称	型号	备注	型号 Type	a	L	工字 钢 #	重量 kg	螺栓
1	垫片	XQJ-DP50		QJB-5-5	55	500	8 #	3.80	M10×24
2	丁字钢	XQJ-H-01A		QJB-5-10	55	1000	10 #	5.80	M10×24
3	电缆卡子	XQJ-K-08		QJB-6-5	68	500	8 #	4.00	M10×40
4	横梁	XQJ-HL		QJB-6-10	68	1000	10 #	6.20	M10×40
5	固定板	XQJ-GDB3							
6	支架	XQJ-ZJ2							
7	钳形夹板	XQJ-QJB							
8	工字钢立柱底座	XQJ-H-02A							

DP 型垫片 DP spacer		CDB3 型固定板 CDB3 fixing board		HL 横梁 HL cross beam				
								
重量: 0.1kg piece weight		重量: 0.15kg piece weight		型号 Type	HL-5	HL-9	HL-12	HL-15
				L	500	900	1200	1500
				单重 kg Weight	2.60	5.10	6.70	7.20


电缆桥架引下装置
VORTICAL HOLD DOWN GUIDES

XQJ-GYX 型引下装置
Vortical Hold Down Guides



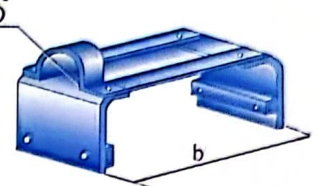
序号 No.	产品名称 Name	型号 Type	说明 Diredions
1	管接头	XQJ-TPC-13	GYX 型引下装置, 广泛应用于工矿企业。当电缆桥架引至用电设备, 可通过该装置来实现, 除图中列出的 A、B、C、D、G 型外, 按用户需要可提供特殊类型的引下装置, 欢迎选购。
2	铝合金穿线盒	YHX-E、T、S	
3	钢管	GG	
4	固定架	GD12	
5	开关底座	KGZ	
6	管座	GZ	
7	固定架	GDJ1	
8	吊杆	DG2	
9	钢管弯头	GWT	
10	钢管接头	GT	

GG 型钢管
Steel tube



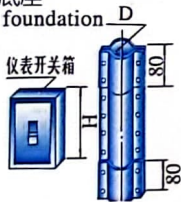
型号 Type	D (mm)	重量 kg/米 Weight/m	备注 Remarks
GD-25	Φ 25	2.96	选型时 不注明长度 L 按 4000mm 供货。
GD-40	Φ 40	5.08	
GD-50	Φ 50	6.49	
GD-60	Φ 60	7.89	
GD-80	Φ 80	13.22	

GDJ2 型固定架
Fixed frame



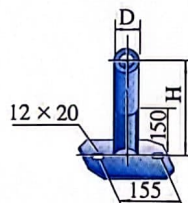
型号 Type	D (mm)	备注 Remarks
GDJ2-25	Φ 25	选型时 请在型号内加 注配套桥架宽 度 b
GDJ2-40	Φ 40	
GDJ2-50	Φ 50	
GDJ2-60	Φ 60	
GDJ2-80	Φ 80	

KGZ 型开关底座
KGZ Switch foundation



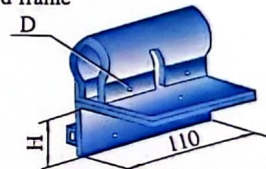
型号 Type	D (mm)	备注 Remarks
KGZ-25	Φ 25	选型时 不注明仪表开 关箱高度 H, 按 4000mm 供 货。
KGZ-40	Φ 40	
KGZ-50	Φ 50	
KGZ-60	Φ 60	
KGZ-80	Φ 80	

GZ 型管座
Tube Bases




型号 Type	D (mm)	备注 Remarks
GZ1-25	Φ 25	选型时 不注明高度 H, 按 500mm 供货。
GZ1-40	Φ 40	
GZ1-50	Φ 50	
GZ1-60	Φ 60	
GZ1-80	Φ 80	

GDJ1 型固定架
GDJ1 Fixed frame



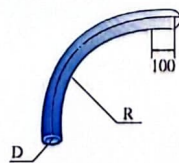
型号 Type	D (mm)	备注 Remarks
GDJ1-25	Φ 25	选型时 请在型号内加 注配套桥架高 度 "H"
GDJ1-40	Φ 40	
GDJ1-50	Φ 50	
GDJ1-60	Φ 60	
GDJ1-80	Φ 80	

DG2 型吊杆
Hanper Rods



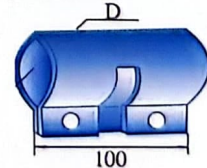
型号 Type	L (mm)	单重 kg Weight	备注 Remarks
DG2-5	500	0.9	
DG2-10	1000	1.7	
DG2-15	1500	2.5	
DG2-20	2000	3.2	
DG2-25	2500	4.0	

GWT 型钢管 90° 弯头
GWT-Steel Tubl Elbow



型号 Type	D (mm)	R (mm)	单量 kg/米 Weight/m
GWT-25	Φ 25	300	2.69
GWT-40	Φ 40	300	5.08
GWT-50	Φ 50	500	6.49
GWT-60	Φ 60	500	7.89
GWT-80	Φ 80	500	13.22

GT 型钢管接头
GT Steel tube connectors



型号 Type	D (mm)	备注 Remarks
GT-25	Φ 25	
GT-40	Φ 40	
GT-50	Φ 50	
GT-60	Φ 60	
GT-80	Φ 80	

电缆桥架附件 CONNECTING PIECES

IS-01 方颈连接螺栓
Aquare neck connecting boat

型号 Type	M	备注 Remarks
IS-01-6	M6	
IS-01-8	M8	
IS-01-10	M10	

IS-02 半圆连接螺栓
Semicircle

型号 Type	M	备注 Remarks
IS-02-5	M5 × 22	
IS-02-6	M6 × 22	
IS-02-8	M8 × 22	

IS-03 六角连接螺栓
Hexgon connecting bolt

型号 Type	M	备注 Remarks
IS-03-8	M8 × 22	
IS-03-10	M10 × 25	
IS-03-12	M12 × 30	

IS-04T 型螺栓
T bolt

型号 Type	M × L	备注 Remarks
IS-04-8	M8 × 30	
IS-04-10	M10 × 35	

IS-05T 型螺栓
T bolt

型号 Type	M × L	备注 Remarks
IS-05-8	M8	
IS-05-10	M10	

IS-06 膨胀螺栓
Expanding bolt

型号 Type	M × L	允许拉力 Permitted pull force
IS-06-6	M6 × 65, 80	200号混凝土 donerete 350 500 720 1000
IS-06-8	M8 × 80, 100	
IS-06-10	M10 × 95, 110	
IS-06-10	M10 × 125	
IS-06-12	M12 × 110	
IS-06-12	M12 × 130	
IS-06-12	M12 × 150	

FJ-01 吊板
Hoisting beard

FJ-02 吊夹
Hoisting tougs

FJ-03 吊框
Hoisting frame

用于 50 × 50, 100 × 50 配线槽
吊装
Fits to 50 × 50, 100 × 50
weirfitting trough

FJ-07 槽板
Trough board

用于电缆卡座和仪表基座
Fits to the fundation of cable and in strument

型号 Type	L (mm)	备注 Remarks
FJ-07-200	200	
FJ-07-400	400	
FJ-07-600	600	
FJ-07-800	800	
FJ-07-1000	1000	

FJ-08 异型槽板
Special-shaped trough board

型号 Type	L (mm)	备注 Remarks
FJ-08-200	200	
FJ-08-600	600	
FJ-08-1000	1000	
FJ-08-1500	1500	
FJ-08-2000	2000	

FJ-09 花盘角铁
Faceplate angle iron

用于电缆卡座和仪表基座
Fits to the fundation of cable and in strument

型号 Type	L (mm)	备注 Remarks
FJ-09-200	200	
FJ-09-600	600	
FJ-09-1000	1000	
FJ-09-1500	1500	
FJ-09-2000	2000	

K-01 单面电缆卡
Single face cable tong

连接螺栓M5 × 22配套供应
Connecting bolt M5 × 22 provided in complete sets

型号 Type	D	配用电线 Concerted Cable
K-01-13	13	Φ 10- Φ 13
K-01-17	17	Φ 14- Φ 17
K-01-21	21	Φ 14- Φ 17
K-01-25	25	Φ 26- Φ 29
K-01-29	29	Φ 26- Φ 29

K-05 多根电缆卡
Mutipieces cable tong

型号 Type	b × h	备注 Remarks
K-05-50	50 × 50	用于电缆各数量多的 固定 Used in thuang of small diameter qipe cable
K-05-47	97 × 47	
K-05-87	97 × 87	

K-06 电缆卡带
Cable tong belt

型号 Type	规格 standard	备注 Remarks
K-06-120	120 × 9	
K-06-160	160 × 9	
K-06-260	260 × 9	

K-07 电缆卡子
Cable tong

配 FJ-07 槽板
Cooperating with FJ-07 trough board

型号 Type	规格 standard	配电缆 Distribution cable	备注 Remarks
K-07-30	30 × 50	Φ 15~30	
K-07-50	50 × 75	Φ 30~50	
K-07-75	75 × 100	Φ 50~75	

K-07 电缆卡子
Cable tong

配 FJ-08 异型槽板 FJ-09 faceplate
cooperat-ing with angleiron
FJ-08 diameter varied trough board

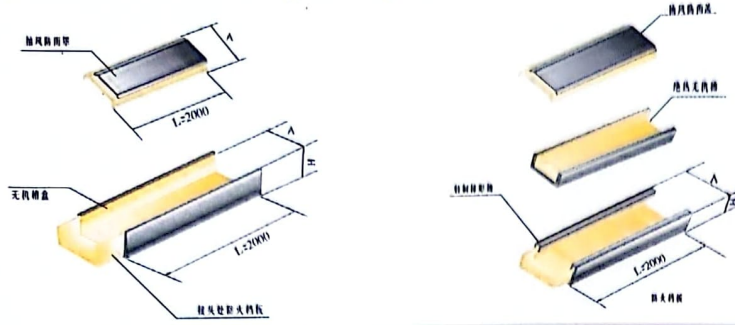
配 FJ-09 花盘角铁
cooperating with

型号 Type	规格 standard	配电缆 Distribution cable	备注 Remarks
K-08-30	30 × 50	Φ 15~30	
K-08-50	50 × 75	Φ 30~50	
K-08-75	75 × 100	Φ 50~75	

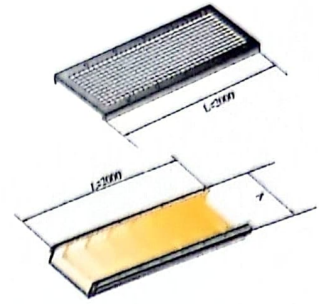
XQJ 防火电缆桥架

XQJ FIRE RESISTING SUPPORT

XQJ-QJNT-01A 防火桥架直通
XQJ-QJNT-01A Fire prevention support straight piece

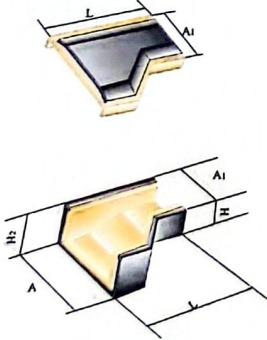


XQJ-QJNT-NTW-01B 防火网式托架
XQJ-QJNT-01B Rack with fire retarding net

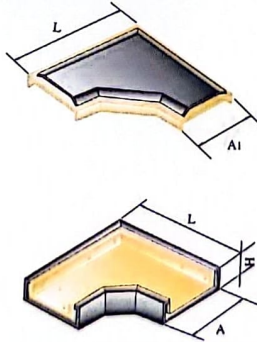


序号 No.	型号 Model			外型尺寸 Outer dimensions		内截面 Inner section	
	QJNT-01A	QJNT-01B	NTW-01B	槽宽 Width	边高 Height	宽×高 W × H	
1	QJNT-01A-15a	QJNT-01B-15a	NTW-01B-15a	150	100	100	60
2	QJNT-01A-20a	QJNT-01B-20a	NTW-01B-20a	200	100	150	60
3	QJNT-01A-30a	QJNT-01B-30a	NTW-01B-30a	300	100	250	60
4	QJNT-01A-40a	QJNT-01B-40a	NTW-01B-40a	400	100	350	60
5	QJNT-01A-20b	QJNT-01B-20b	NTW-01B-20b	200	150	150	110
6	QJNT-01A-30b	QJNT-01B-30b	NTW-01B-30b	300	150	250	110
7	QJNT-01A-40b	QJNT-01B-40b	NTW-01B-40b	400	150	350	110
8	QJNT-01A-50b	QJNT-01B-50b	NTW-01B-50b	500	150	450	110
9	QJNT-01A-30c	QJNT-01B-30c	NTW-01B-30c	300	200	250	160
10	QJNT-01A-40c	QJNT-01B-40c	NTW-01B-40c	400	200	350	160
11	QJNT-01A-50c	QJNT-01B-50c	NTW-01B-50c	500	200	450	160
12	QJNT-01A-60c	QJNT-01B-60c	NTW-01B-60c	600	200	550	160
13	QJNT-01A-40d	QJNT-01B-40d	NTW-01B-40d	400	250	350	210
14	QJNT-01A-50d	QJNT-01B-50d	NTW-01B-50d	500	250	450	210
15	QJNT-01A-60d	QJNT-01B-60d	NTW-01B-60d	600	250	550	210
16	QJNT-01A-80d	QJNT-01B-80d	NTW-01B-80d	800	250	750	210
17	QJNT-01A-50e	QJNT-01B-50e	NTW-01B-50e	500	300	450	260
18	QJNT-01A-60e	QJNT-01B-60e	NTW-01B-60e	600	300	550	260

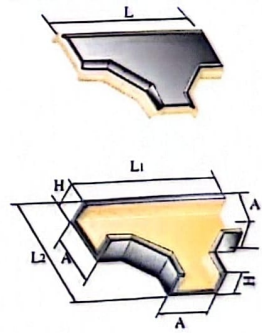
XQJ-QJNT-NTBJ-02A 变径接头
XQJ-QJNT-NTBJ-02A Reducer connector



XQJ-QJNT-NTPW-02A 水平弯通
XQJ-QJNT-NTPW-02A Horizontal bend



XQJ-QJNT-NTPA-03A 水平三通
XQJ-QJNT-03A Horizontal Tee

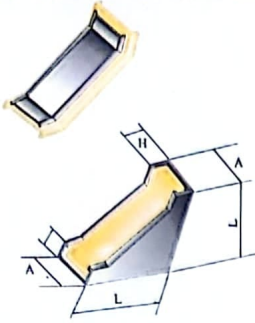


序号 No.	型号 Model			外型尺寸 Outer dimensions		内截面 Inner section	
	NTBJ-02A	NTPW-02A	NTPA-03A	槽宽 Width	边高 Height	宽×高 W × H	
1	NTBJ-02A-15a	NTPW-02A-15a	NTPA-03A-15a	150	100	100	60
2	NTBJ-02A-20a	NTPW-02A-20a	NTPA-03A-20a	200	100	150	60
3	NTBJ-02A-30a	NTPW-02A-30a	NTPA-03A-30a	300	100	250	60
4	NTBJ-02A-40a	NTPW-02A-40a	NTPA-03A-40a	400	100	350	60
5	NTBJ-02A-50a	NTPW-02A-20b	NTPA-03A-20b	200	150	150	110
6	NTBJ-02A-30b	NTPW-02A-30b	NTPA-03A-30b	300	150	250	110
7	NTBJ-02A-40b	NTPW-02A-40b	NTPA-03A-40b	400	150	350	110
8	NTBJ-02A-50b	NTPW-02A-50b	NTPA-03A-50b	500	150	450	110
9	NTBJ-02A-60b	NTPW-02A-30c	NTPA-03A-30c	300	200	250	160
10	NTBJ-02A-40c	NTPW-02A-40c	NTPA-03A-40c	400	200	350	160
11	NTBJ-02A-50c	NTPW-02A-50c	NTPA-03A-50c	500	200	450	160
12	NTBJ-02A-60c	NTPW-02A-60c	NTPA-03A-60c	600	200	550	160
13	NTBJ-02A-80c	NTPW-02A-40d	NTPA-03A-40d	400	250	350	210
14	NTBJ-02A-50d	NTPW-02A-50d	NTPA-03A-50d	500	250	450	210
15	NTBJ-02A-60d	NTPW-02A-60d	NTPA-03A-60d	600	250	550	210
16		NTPW-02A-80d	NTPA-03A-80d	800	250	750	210
17		NTPW-02A-50e	NTPA-03A-50e	500	300	450	260
18		NTPW-02A-60e	NTPA-03A-60e	600	300	550	260

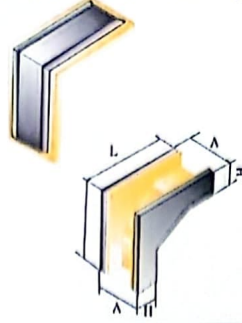
XQJ 防火电缆桥架

XQJ FIRE RESISTING SUPPORT

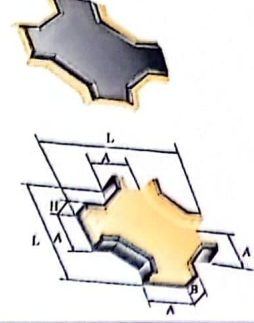
XQJ-QJNT-NTXW-02B 垂直下弯通
XQJ-QJNT-NTXW-02B Vertical downward bend



XQJ-QJNT-NTSW-02A 垂直上弯通
XQJ-QJNT-NTSW-02A Vertical upward bend

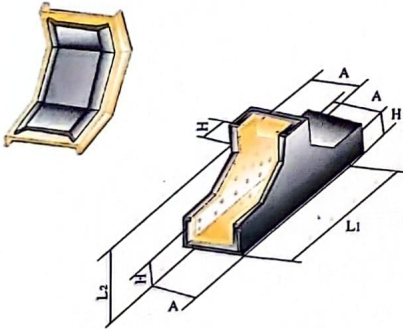


XQJ-QJNT-NTPS-04A 水平三通
XQJ-QJNT-NTPS-04A Horizontal Tee

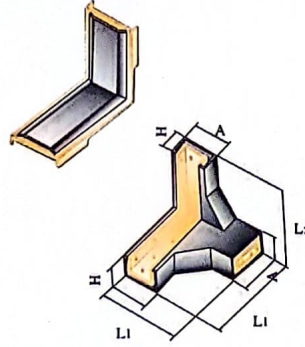


序号 No.	型号 Model			外型尺寸 Outer dimensions		内截面 Inner section	
	NTXW-02B	NTSW-02A	NTPS-04A	槽宽 Width	边高 Height	宽×高 W×H	
1	NTXW-02B-15a	NTSW-02A-15a	NTPS-04A-15a	150	100	100	60
2	NTXW-02B-20a	NTSW-02A-20a	NTPS-04A-20a	200	100	150	60
3	NTXW-02B-30a	NTSW-02A-30a	NTPS-04A-30a	300	100	250	60
4	NTXW-02B-40a	NTSW-02A-40a	NTPS-04A-40a	400	100	350	60
5	NTXW-02B-20b	NTSW-02A-20b	NTPS-04A-20b	200	150	150	110
6	NTXW-02B-30b	NTSW-02A-30b	NTPS-04A-30b	300	150	250	110
7	NTXW-02B-40b	NTSW-02A-40b	NTPS-04A-40b	400	150	350	110
8	NTXW-02B-50b	NTSW-02A-50b	NTPS-04A-50b	500	150	450	110
9	NTXW-02B-30c	NTSW-02A-30c	NTPS-04A-30c	300	200	250	160
10	NTXW-02B-40c	NTSW-02A-40c	NTPS-04A-40c	400	200	350	160
11	NTXW-02B-50c	NTSW-02A-50c	NTPS-04A-50c	500	200	450	160
12	NTXW-02B-60c	NTSW-02A-60c	NTPS-04A-60c	600	200	550	160
13	NTXW-02B-40d	NTSW-02A-40d	NTPS-04A-40d	400	250	350	210
14	NTXW-02B-50d	NTSW-02A-50d	NTPS-04A-50d	500	250	450	210
15	NTXW-02B-60d	NTSW-02A-60d	NTPS-04A-60d	600	250	550	210
16	NTXW-02B-80d	NTSW-02A-80d	NTPS-04A-80d	800	250	750	210
17	NTXW-02B-50e	NTSW-02A-50e	NTPS-04A-50e	500	300	450	260
18	NTXW-02B-60e	NTSW-02A-60e	NTPS-04A-60e	600	300	550	260

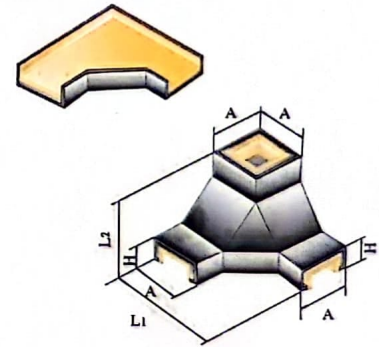
XQJ-QJNT-NTCA-03C 下垂三通
XQJ-QJNT-NTCA-03C Bottom vertical Tee



XQJ-QJNT-NTCA-03G 下垂角三通
XQJ-QJNT-NTCA-03G Bottom corner vertical Tee



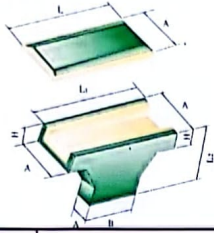
XQJ-QJNT-NTCA-03F 上角垂直三通
XQJ-QJNT-NTCA-03F Top corner vertical Tee



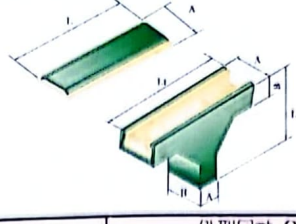
序号 No.	型号 Model			外型尺寸 Outer dimensions		内截面 Inner section	
	NTCA-03C	NTCA-03G	NTCA-03F	槽宽 Width	边高 Height	宽×高 W×H	
1	NTCA-03C-15a	NTCA-03G-15a	NTCA-03F-15a	150	100	100	60
2	NTCA-03C-20a	NTCA-03G-20a	NTCA-03F-20a	200	100	150	60
3	NTCA-03C-30a	NTCA-03G-30a	NTCA-03F-30a	300	100	250	60
4	NTCA-03C-40a	NTCA-03G-40a	NTCA-03F-40a	400	100	350	60
5	NTCA-03C-20b	NTCA-03G-20b	NTCA-03F-20b	200	150	150	110
6	NTCA-03C-30b	NTCA-03G-30b	NTCA-03F-30b	300	150	250	110
7	NTCA-03C-40b	NTCA-03G-40b	NTCA-03F-40b	400	150	350	110
8	NTCA-03C-50b	NTCA-03G-50b	NTCA-03F-50b	500	150	450	110
9	NTCA-03C-30c	NTCA-03G-30c	NTCA-03F-30c	300	200	250	160
10	NTCA-03C-40c	NTCA-03G-40c	NTCA-03F-40c	400	200	350	160
11	NTCA-03C-50c	NTCA-03G-50c	NTCA-03F-50c	500	200	450	160
12	NTCA-03C-60c	NTCA-03G-60c	NTCA-03F-60c	600	200	550	160
13	NTCA-03C-40d	NTCA-03G-40d	NTCA-03F-40d	400	250	350	210
14	NTCA-03C-50d	NTCA-03G-50d	NTCA-03F-50d	500	250	450	210
15	NTCA-03C-60d	NTCA-03G-60d	NTCA-03F-60d	600	250	550	210
16	NTCA-03C-80d	NTCA-03G-80d	NTCA-03F-80d	800	250	750	210
17	NTCA-03C-50e	NTCA-03G-50e	NTCA-03F-50e	500	300	450	260
18	NTCA-03C-60e	NTCA-03G-60e	NTCA-03F-60e	600	300	550	260

XQJ 防火电缆桥架 XQJ FIRE RESISTING SUPPORT

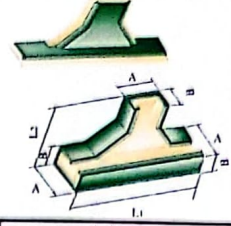
XQJ-NTCA-03D 上边垂直三通
XQJ-NTCA-03D Top side vertical Tee



XQJ-NTNT-NTCA-03B 上垂直三通
XQJ-NTNT-NTCA-03B Top vertical Tee

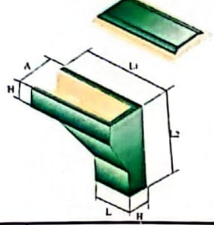


XQJ-QJNT-NTCA-03E 下边垂直三通
XQJ-QJNT-NTCA-03E Bottom side vertical Tee

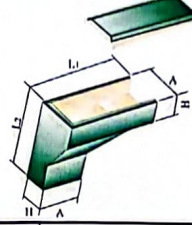


序号 No.	型号 Model			外型尺寸 Outer dimensions		内截面 Inner section	
	NTCA-03D	NTCA-03B	NTCA-03E	槽宽 Width	边高 Height	宽×高 W×H	
1	NTCA-03D-15a	NTCA-03B-15a	NTCA-03E-15a	150	100	100	60
2	NTCA-03D-20a	NTCA-03B-20a	NTCA-03E-20a	200	100	150	60
3	NTCA-03D-30a	NTCA-03B-30a	NTCA-03E-30a	300	100	250	60
4	NTCA-03D-40a	NTCA-03B-40a	NTCA-03E-40a	400	100	350	60
5	NTCA-03D-20b	NTCA-03B-20b	NTCA-03E-20b	200	150	150	110
6	NTCA-03D-30b	NTCA-03B-30b	NTCA-03E-30b	300	150	250	110
7	NTCA-03D-40b	NTCA-03B-40b	NTCA-03E-40b	400	150	350	110
8	NTCA-03D-50b	NTCA-03B-50b	NTCA-03E-50b	500	150	450	110
9	NTCA-03D-30c	NTCA-03B-30c	NTCA-03E-30c	300	200	250	160
10	NTCA-03D-40c	NTCA-03B-40c	NTCA-03E-40c	400	200	350	160
11	NTCA-03D-50c	NTCA-03B-50c	NTCA-03E-50c	500	200	450	160
12	NTCA-03D-60c	NTCA-03B-60c	NTCA-03E-60c	600	200	550	160
13	NTCA-03D-40d	NTCA-03B-40d	NTCA-03E-40d	400	250	350	210
14	NTCA-03D-50d	NTCA-03B-50d	NTCA-03E-50d	500	250	450	210
15	NTCA-03D-60d	NTCA-03B-60d	NTCA-03E-60d	600	250	550	210
16	NTCA-03D-80d	NTCA-03B-80d	NTCA-03E-80d	800	250	750	210
17	NTCA-03D-50e	NTCA-03B-50e	NTCA-03E-50e	500	300	450	260
18	NTCA-03D-60e	NTCA-03B-60e	NTCA-03E-60e	600	300	550	260

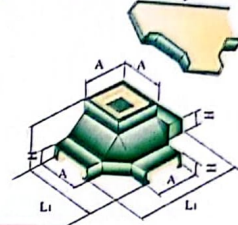
XQJ-QJNT-NTSW-02E 垂直右上弯通
XQJ-QJNT-NTSW-02E Vertical right upward bend



XQJ-QJNT-NTSW-02C 垂直左上弯通
XQJ-QJNT-NTSW-02C Vertical left upward bend

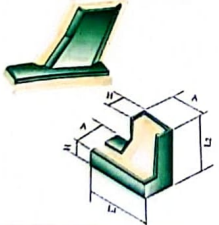


XQJ-QJNT-NTCS-04B 上垂直四通
XQJ-QJNT-NTCS-04B Top vertical Cross

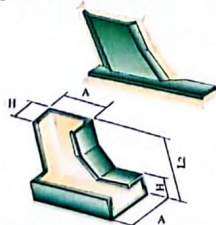


序号 No.	型号 Model			外型尺寸 Outer dimensions		内截面 Inner section	
	NTSW-02E	NTSW-02C	NTCS-04B	槽宽 Width	边高 Height	宽×高 W×H	
1	NTSW-02E-15a	NTSW-02C-15a	NTCS-04B-15a	150	100	100	60
2	NTSW-02E-20a	NTSW-02C-20a	NTCS-04B-20a	200	100	150	60
3	NTSW-02E-30a	NTSW-02C-30a	NTCS-04B-30a	300	100	250	60
4	NTSW-02E-40a	NTSW-02C-40a	NTCS-04B-40a	400	100	350	60
5	NTSW-02E-20b	NTSW-02C-20b	NTCS-04B-20b	200	150	150	110
6	NTSW-02E-30b	NTSW-02C-30b	NTCS-04B-30b	300	150	250	110
7	NTSW-02E-40b	NTSW-02C-40b	NTCS-04B-40b	400	150	350	110
8	NTSW-02E-50b	NTSW-02C-50b	NTCS-04B-50b	500	150	450	110
9	NTSW-02E-30c	NTSW-02C-30c	NTCS-04B-30c	300	200	250	160
10	NTSW-02E-40c	NTSW-02C-40c	NTCS-04B-40c	400	200	350	160
11	NTSW-02E-50c	NTSW-02C-50c	NTCS-04B-50c	500	200	450	160
12	NTSW-02E-60c	NTSW-02C-60c	NTCS-04B-60c	600	200	550	160
13	NTSW-02E-40d	NTSW-02C-40d	NTCS-04B-40d	400	250	350	210
14	NTSW-02E-50d	NTSW-02C-50d	NTCS-04B-50d	500	250	450	210
15	NTSW-02E-60d	NTSW-02C-60d	NTCS-04B-60d	600	250	550	210
16	NTSW-02E-80d	NTSW-02C-80d	NTCS-04B-80d	800	250	750	210
17	NTSW-02E-50e	NTSW-02C-50e	NTCS-04B-50e	500	300	450	260
18	NTSW-02E-60e	NTSW-02C-60e	NTCS-04B-60e	600	300	550	260


XQJ-QJNT-NTXW-02F 垂直右下弯通
XQJ-QJNT-NTXW-02F Vertical right downward bend



XQJ-QJNT-NTXW-02D 垂直左下弯通
XQJ-QJNT-NTXW-02D Vertical left downward bend



XQJ-QJNT-NTWG 无机防火隔板
XQJ-QJNT-NTWG Fire prevention partition




序号 No.	型号 Model		外型尺寸 Outer dimensions		内截面 Inner section	
	NTXW-02F	NTXW-02D	槽宽 Width	边高 Height	宽×高 W×H	
1	NTXW-02F-15a	NTXW-02D-15a	150	100	100	60
2	NTXW-02F-20a	NTXW-02D-20a	200	100	150	60
3	NTXW-02F-30a	NTXW-02D-30a	300	100	250	60
4	NTXW-02F-40a	NTXW-02D-40a	400	100	350	60
5	NTXW-02F-20b	NTXW-02D-20b	200	150	150	110
6	NTXW-02F-30b	NTXW-02D-30b	300	150	250	110
7	NTXW-02F-40b	NTXW-02D-40b	400	150	350	110
8	NTXW-02F-50b	NTXW-02D-50b	500	150	450	110
9	NTXW-02F-30c	NTXW-02D-30c	300	200	250	160
10	NTXW-02F-40c	NTXW-02D-40c	400	200	350	160
11	NTXW-02F-50c	NTXW-02D-50c	500	200	450	160
12	NTXW-02F-60c	NTXW-02D-60c	600	200	550	160
13	NTXW-02F-40d	NTXW-02D-40d	400	250	350	210
14	NTXW-02F-50d	NTXW-02D-50d	500	250	450	210
15	NTXW-02F-60d	NTXW-02D-60d	600	250	550	210
16	NTXW-02F-80d	NTXW-02D-80d	800	250	750	210
17	NTXW-02F-50e	NTXW-02D-50e	500	300	450	260
18	NTXW-02F-60e	NTXW-02D-60e	600	300	550	260

序号 No.	型号 Model	规格 h Size h	配套宽度 Matching width
1	NTWG-5	40	50
2	NTWG-6	50	60
3	NTWG-7.5	65	75
4	NTWG-10	90	100
5	NTWG-12.5	115	125
6	NTWG-15	140	150
7	NTWG-20	190	200
8	NTWG-25	240	250

ZBQ 阻燃玻璃钢电缆桥架

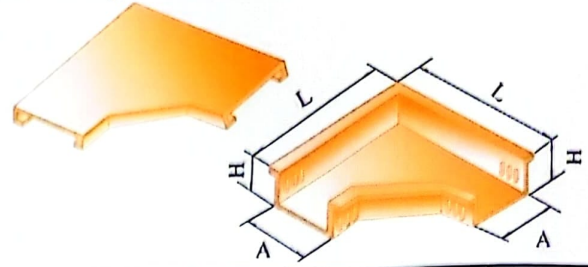
ZBQ FRP RESISTANT TO CHEMICAL CORROSION SUPPORT

玻璃钢槽式直通 ZBQ-C-01A1
FRP channel type straight piece



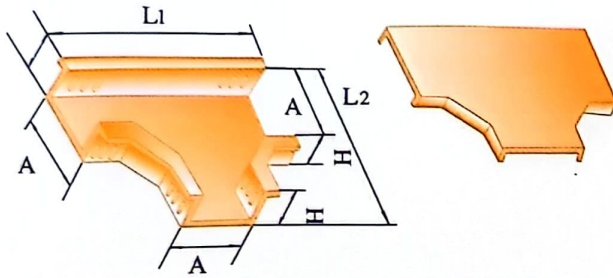
序号 No.	型号 Type		规格(A × B) Size	厚度(mm) Thickness	
1	ZBQ-C-01A1	ZBQ-C-01A2	ZBQ-C-01B	50 × 25	2
2	ZBQ-C-01A1	ZBQ-C-01A2	ZBQ-C-01B	100 × 50	2.5
3	ZBQ-C-01A1	ZBQ-C-01A2	ZBQ-C-01B	150 × 75	3
4	ZBQ-C-01A1	ZBQ-C-01A2	ZBQ-C-01B	200 × 100	3
5	ZBQ-C-01A1	ZBQ-C-01A2	ZBQ-C-01B	250 × 125	3.5
6	ZBQ-C-01A1	ZBQ-C-01A2	ZBQ-C-01B	300 × 150	3.5
7	ZBQ-C-01A1	ZBQ-C-01A2	ZBQ-C-01B	400 × 200	4.5
8	ZBQ-C-01A1	ZBQ-C-01A2	ZBQ-C-01B	500 × 200	5.5
9	ZBQ-C-01A1	ZBQ-C-01A2	ZBQ-C-01B	600 × 200	6.5
10	ZBQ-C-01A1	ZBQ-C-01A2	ZBQ-C-01B	800 × 200	7.5

玻璃钢槽式水平弯通 ZBQ-C-02A
FRP channel type horizontal bend



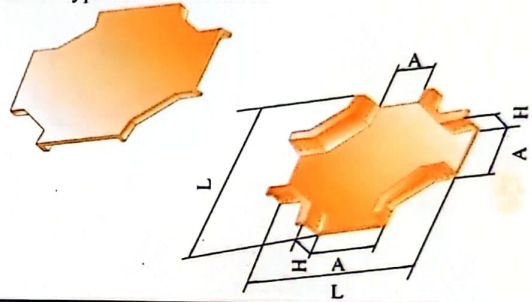
序号 No.	型号 Type	规格(A × B) Size	长度(L) Length	厚度(mm) Thickness
1	C-02A-1	50 × 25	200	2
2	C-02A-2	100 × 50	250	2.5
3	C-02A-3	150 × 75	325	3
4	C-02A-4	200 × 100	400	3.5
5	C-02A-5	250 × 125	475	3.5
6	C-02A-6	300 × 150	550	4.5
7	C-02A-7	400 × 200	700	4.5
8	C-02A-8	500 × 200	800	5.5
9	C-02A-9	600 × 200	900	6.5
10	C-02A-10	800 × 200	1100	7.5

玻璃钢槽式水平三通 ZBQ-C-03A
FRP channel type horizontal bend



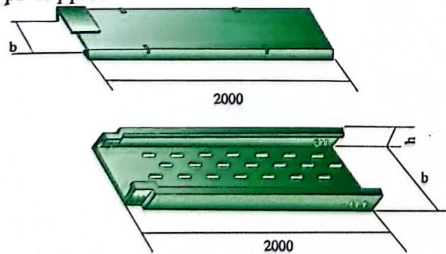
序号 No.	型号 Type	规格(A × B) Size	长度 Length	
			L1	L2
1	C-03A-1	50 × 25	350	200
2	C-03A-2	100 × 50	400	250
3	C-03A-3	150 × 75	500	325
4	C-03A-4	200 × 100	600	400
5	C-03A-5	250 × 125	700	475
6	C-03A-6	300 × 150	800	550
7	C-03A-7	400 × 200	1000	700
8	C-03A-8	500 × 200	1100	800
9	C-03A-9	600 × 200	1200	900
10	C-03A-10	800 × 200	1400	1000

玻璃钢槽式水平四通 ZBQ-C-04A
FRP channel type horizontal cross




序号 No.	型号 Type	规格(A × B) Size	长度(L) Length
1	C-04A-1	50 × 25	350
2	C-04A-2	100 × 50	400
3	C-04A-3	150 × 75	500
4	C-04A-4	200 × 100	600
5	C-04A-5	250 × 125	700
6	C-04A-6	300 × 150	800
7	C-04A-7	400 × 200	1000
8	C-04A-8	500 × 200	1100
9	C-04A-9	600 × 200	1200
10	C-04A-10	800 × 200	1400

玻璃钢托盘式桥架 ZBQ-P-01
FRP tray type support



序号 No.	型号 Type	b	h	备注 Remarks
1	ZBQ-P-01-6-2	200	60	高度 h 为 60 时, 100 时 两端各 6 只连接孔。 高度 h 为 150 时, 两端 各 12 只连接孔。 There are 6 conn-ction holes at each end for height h=60 and h=100
2	ZBQ-P-01-10-2		100	
3	ZBQ-P-01-15-2		150	
4	ZBQ-P-01-6-3	60		
5	ZBQ-P-01-10-3	100		
6	ZBQ-P-01-15-3	150		
7	ZBQ-P-01-6-4	400	60	There are 12 conn-ction holes at each end for height h=150
8	ZBQ-P-01-10-4		100	
9	ZBQ-P-01-15-4		150	
10	ZBQ-P-01-6-5	500	60	
11	ZBQ-P-01-10-5		100	
12	ZBQ-P-01-15-5		150	
13	ZBQ-P-01-6-6	600	60	
14	ZBQ-P-01-10-6		100	
15	ZBQ-P-01-15-6		150	

玻璃钢槽式大跨距桥架 ZBQ-01A
FRP large span support




序号 No.	型号 Type	规格(A × B) Size	厚度(mm) Thickness
1	ZBQ-C-01A	50 × 25	2.5
2	ZBQ-C-01A	100 × 50	3
3	ZBQ-C-01A	150 × 75	3.5
4	ZBQ-C-01A	200 × 100	4.5
5	ZBQ-C-01A	250 × 125	4.5
6	ZBQ-C-01A	300 × 150	5
7	ZBQ-C-01A	400 × 200	5.5
8	ZBQ-C-01A	500 × 200	6.5
9	ZBQ-C-01A	600 × 200	7.5
10	ZBQ-C-01A	800 × 200	8.5

ZBQ 阻燃玻璃钢电缆桥架

ZBQ FRP RESISTANT TO CHEMICAL CORROSION SUPPORT

玻璃钢桥架隔板 ZBQ-C-07
FRP support partition



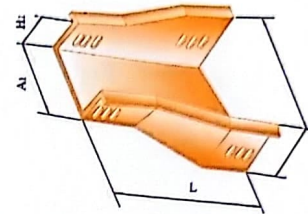
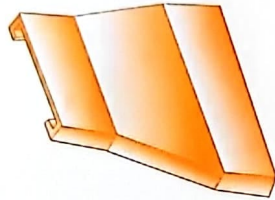
序号 No.	型号 Type	配套高度 Matching height	h2
1	ZBQ-C-07-50	50	40
2	ZBQ-C-07-75	75	65
3	ZBQ-C-07-100	100	90
4	ZBQ-C-07-125	125	115
5	ZBQ-C-07-150	150	140
6	ZBQ-C-07-200	200	190

封头 ZBQ-C-01C
Head



序号 No.	型号 Type	规格 Size	
		A × B	A1 × B2
1	ZBQ-C-01C-1	50 × 25	43 × 20
2	ZBQ-C-01C-2	100 × 50	86 × 44
3	ZBQ-C-01C-3	150 × 75	137 × 68
4	ZBQ-C-01C-4	200 × 100	184 × 90
5	ZBQ-C-01C-5	250 × 125	236 × 114
6	ZBQ-C-01C-6	300 × 150	286 × 140
7	ZBQ-C-01C-7	400 × 200	386 × 186
8	ZBQ-C-01C-8	500 × 200	484 × 186
9	ZBQ-C-01C-9	600 × 200	584 × 184
10	ZBQ-C-01C-10	800 × 200	782 × 184

玻璃钢槽式异径接头 ZBQJ-C-06C
FRP piece reducer connector



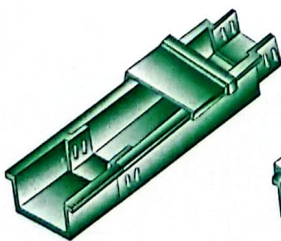
序号 No.	型号 Type	规格 Size A1 × B1-A2 × B2	长度 Length L	序号 No.	型号 Type	规格 Size A1 × B1-A2 × B2	长度 Length L	序号 No.	型号 Type	规格 Size A1 × B1-A2 × B2	长度 Length L
1	ZBQ-C-06C-1	50 × 25-100 × 50	200	16	ZBQ-C-06C-16	100 × 50-600 × 200	800	31	ZBQ-C-06C-31	250 × 125-300 × 150	350
2	ZBQ-C-06C-2	50 × 25-150 × 75	250	17	ZBQ-C-06C-17	100 × 50-800 × 200	1000	32	ZBQ-C-06C-32	250 × 125-400 × 200	450
3	ZBQ-C-06C-3	50 × 25-200 × 100	300	18	ZBQ-C-06C-18	150 × 75-200 × 100	250	33	ZBQ-C-06C-33	250 × 125-500 × 200	550
4	ZBQ-C-06C-4	50 × 25-250 × 125	350	19	ZBQ-C-06C-19	150 × 75-250 × 125	300	34	ZBQ-C-06C-34	250 × 125-600 × 200	650
5	ZBQ-C-06C-5	50 × 25-300 × 150	500	20	ZBQ-C-06C-20	150 × 75-300 × 150	450	35	ZBQ-C-06C-35	250 × 125-800 × 200	850
6	ZBQ-C-06C-6	50 × 25-400 × 200	600	21	ZBQ-C-06C-21	150 × 75-400 × 200	550	36	ZBQ-C-06C-36	300 × 150-400 × 200	500
7	ZBQ-C-06C-7	50 × 25-500 × 200	700	22	ZBQ-C-06C-22	150 × 75-500 × 200	650	37	ZBQ-C-06C-37	300 × 150-500 × 200	600
8	ZBQ-C-06C-8	50 × 25-600 × 200	800	23	ZBQ-C-06C-23	150 × 75-600 × 200	750	38	ZBQ-C-06C-38	300 × 150-600 × 200	700
9	ZBQ-C-06C-9	50 × 25-800 × 200	1000	24	ZBQ-C-06C-24	150 × 75-800 × 200	900	39	ZBQ-C-06C-39	300 × 150-800 × 200	900
10	ZBQ-C-06C-10	100 × 50-150 × 75	250	25	ZBQ-C-06C-25	200 × 100-250 × 125	250	40	ZBQ-C-06C-40	400 × 200-500 × 200	500
11	ZBQ-C-06C-11	100 × 50-200 × 100	300	26	ZBQ-C-06C-26	200 × 100-300 × 150	400	41	ZBQ-C-06C-41	400 × 200-600 × 200	600
12	ZBQ-C-06C-12	100 × 50-250 × 125	350	27	ZBQ-C-06C-27	200 × 100-400 × 200	500	42	ZBQ-C-06C-42	400 × 200-800 × 200	800
13	ZBQ-C-06C-13	100 × 50-300 × 150	500	28	ZBQ-C-06C-28	200 × 100-500 × 200	600	43	ZBQ-C-06C-43	500 × 200-600 × 200	500
14	ZBQ-C-06C-14	100 × 50-400 × 200	600	29	ZBQ-C-06C-29	200 × 100-600 × 200	700	44	ZBQ-C-06C-44	500 × 200-800 × 200	600
15	ZBQ-C-06C-15	100 × 50-600 × 200	700	30	ZBQ-C-06C-30	200 × 100-800 × 200	900	45	ZBQ-C-06C-45	600 × 300-800 × 200	700

阻燃桥架连接方式
Connection of fire retarding supports



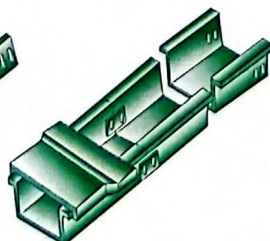
组合式玻璃钢 ZBQ-2A-01A
Combined FRP piece

组合式玻璃钢 ZBQ-2A-01A 组装形式
Assembling form of combined FRP piece

插接式
Socket type connection



直接式
Direct connection



序号 No.	型号 Type	规格 b × h Size
1	ZBQ-ZH-01A-100	100 × 25
2	ZBQ-ZH-01A-150	150 × 25
3	ZBQ-ZH-01A-200	200 × 25

XQJ-LQJ 铝合金电缆桥架

XQJ-LQJ ANTI-CORROSIVE AL-ALLOY SUPPORT

铝合金抗腐蚀桥架，它具有结构简单、式样新颖、荷载大、重量轻、耐腐蚀。使用寿命长，安装方便。适用于一般环境地区，在沿海临雾地区、高湿度和有腐蚀性环境中，更能显示出它的独特抗腐蚀性。

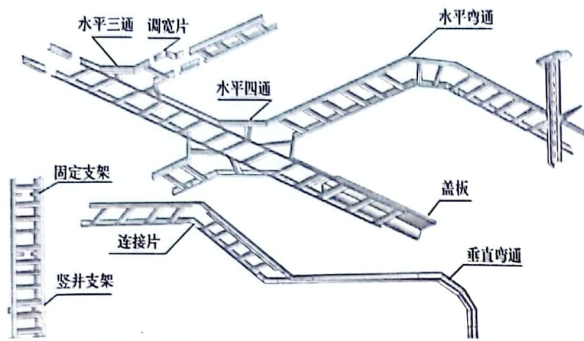
The aluminium alloy anti-corrosion cable support system is featured by simple structure, novel style, great loading capacity, small weight, corrosion resistance, long service life and convenient erection. It is applicable to normal environment. And its prominent anti-corrosion property will be shown more clearly when used in salty and foggy coastal areas and highly-humid and corrosive environment.

铝合金电缆桥架空间布置示意图

Spatial Schematic map for Al alloy cable support

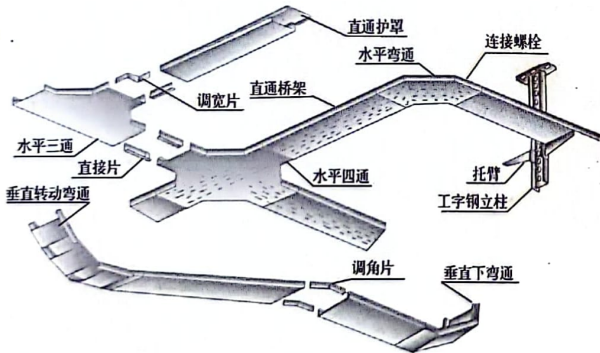
铝合金梯级式电缆桥架空间布置图

Spatial schematic map for Al alloy ladder-type cable support



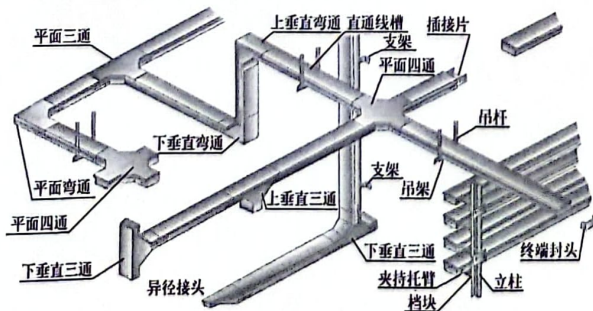
铝合金托盘式电缆桥架空间布置图

Spatial schematic map for Al alloy tray-type cable support



铝合金槽式电缆桥架空间布置图

Spatial schematic map for Al alloy channel-type cable support

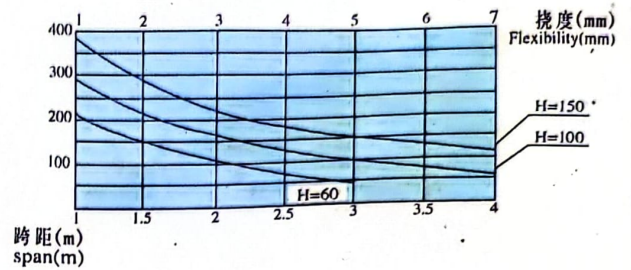


铝合金电缆桥架载荷曲线

load curve for AL alloy cable support

LQJ-A 型铝合金电缆桥架载荷曲线

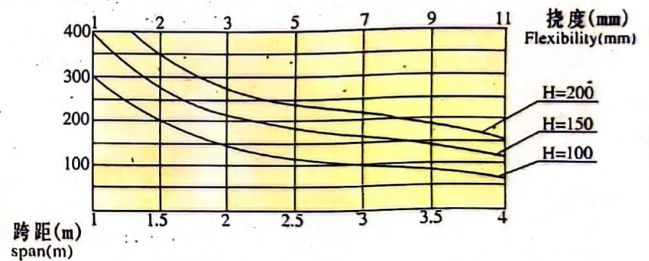
load curve for Type LQJ-A AL alloy cable support



注:支撑跨距推荐规范 < 2000mm
Notes: Recommended span < 2000mm

LQJ-B 型铝合金电缆桥架载荷曲线

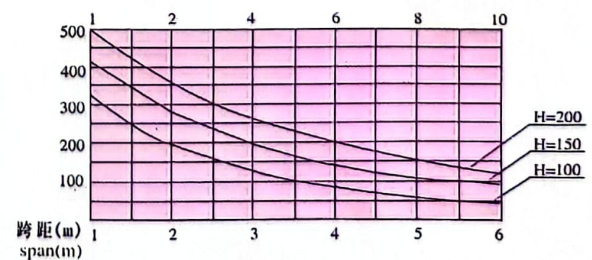
load curve for Type LQJ-B AL alloy cable support



注:支撑跨距推荐规格 < 2000mm
Notes: Recommended span < 2000mm

LQJ-C 型铝合金电缆桥架载荷曲线

load curve for type LQJ-C AL alloy cable support

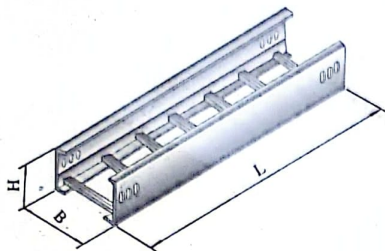


注:支撑跨距推荐规格: 2000 - 3000mm
(视条件 < 6000mm)
Notes: Recommended dimension for supporting span: 2000 - 3000mm
(if possible < 6000mm)

XQJ-LQJ 铝合金电缆桥架

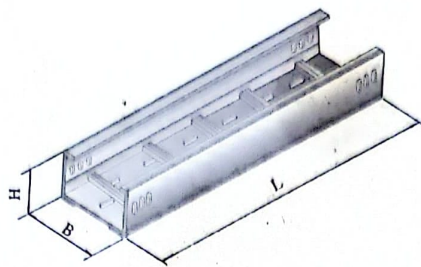
XQJ-LQJ ANTI-CORROSIVE AL-ALLOY SUPPORT

XQJ-LQJ-01AT 型铝合金梯级桥架
Type XQJ-LQJ-01AT Al alloy ladder type cable support



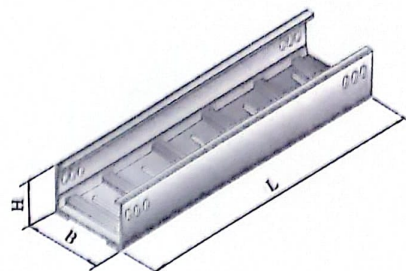
型号 Model	H (mm)	B (mm)	L (mm)	单重 wkg/m	备注 Remarks		
LQJ-01AT-62	60	200	2000	5.02			
LQJ-01AT-63		300					
LQJ-01AT-64		400	3000	6.05			
LQJ-01AT-65		500		6.80			
LQJ-01AT-66		600	4000	8.10			
LQJ-01AT-68		800		9.25			
LQJ-01AT-102		100	200	2000		5.80	
LQJ-01AT-103			300			6.15	
LQJ-01AT-104	400		3000	7.20			
LQJ-01AT-105	500			8.10			
LQJ-01AT-106	600		4000	9.60			
LQJ-01AT-108	800			10.80			
LQJ-01AT-152	150		200	2000	6.85		
LQJ-01AT-153			300		7.55		
LQJ-01AT-154		400	3000	8.30			
LQJ-01AT-155		500		9.10			
LQJ-01AT-156		600	4000	10.60			
LQJ-01AT-158		800		12.40			

XQJ-LQJ-01AP 型铝合金托盘桥架
Type XQJ-LQJ-01AP Al alloy tray type cable support



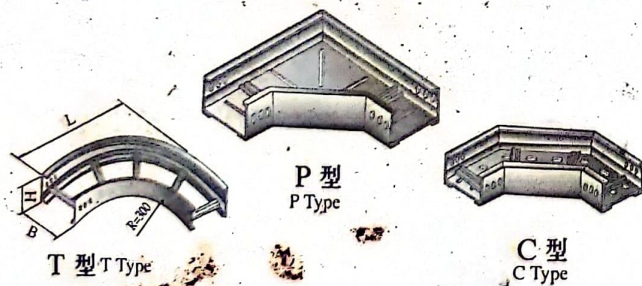
型号 Model	H (mm)	B (mm)	L (mm)	单重 wkg/m	备注 Remarks		
LQJ-01AP-62	60	200	2000	5.80	B 尺寸在 500 以上的加梯加强节		
LQJ-01AP-63		300		7.54			
LQJ-01AP-64		400	3000	8.70			
LQJ-01AP-65		500		9.80			
LQJ-01AP-66		600	4000	12.40			
LQJ-01AP-68		800		14.10			
LQJ-01AP-102		100	200	2000		6.70	Ladder rein forcing section is provided for those B with dimension over 500
LQJ-01AP-103			300			8.50	
LQJ-01AP-104	400		3000	9.70			
LQJ-01AP-105	500			10.60			
LQJ-01AP-106	600		4000	13.40			
LQJ-01AP-108	800			15.20			
LQJ-01AP-152	150		200	2000	7.60		
LQJ-01AP-153			300		9.40		
LQJ-01AP-154		400	3000	10.60			
LQJ-01AP-155		500		11.90			
LQJ-01AP-156		600	4000	13.60			
LQJ-01AT-158		800		16.10			

XQJ-LQJ-01AC 型铝合金槽式桥架
Type XQJ-LQJ-01AC Al alloy channel type cable support



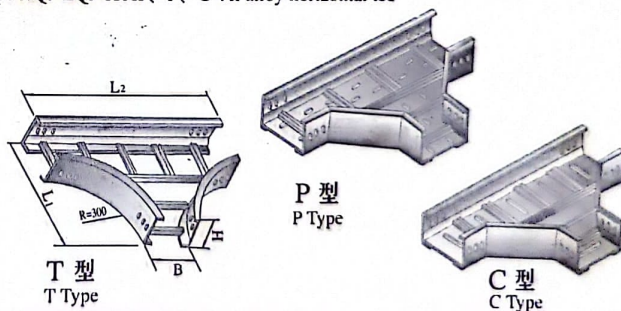
型号 Model	H (mm)	B (mm)	L (mm)	单重 wkg/m	备注 Remarks		
LQJ-01AC-62	60	200	2000	5.90	B尺寸在500以上的加梯加强节		
LQJ-01AC-63		300		7.80			
LQJ-01AC-64		400	3000	8.70			
LQJ-01AC-65		500		9.90			
LQJ-01AC-66		600	4000	12.70			
LQJ-01AC-68		800		14.40			
LQJ-01AC-102		100	200	2000		6.80	Ladder rein forcing section is provided for those B with dimension over 500
LQJ-01AC-103			300			8.50	
LQJ-01AC-104	400		3000	9.70			
LQJ-01AC-105	500			10.80			
LQJ-01AC-106	600		4000	13.70			
LQJ-01AC-108	800			15.40			
LQJ-01AC-152	150		200	2000	7.70		
LQJ-01AC-153			300		9.70		
LQJ-01AC-154		400	3000	10.70			
LQJ-01AC-155		500		12.00			
LQJ-01AC-156		600	4000	13.90			
LQJ-01AC-158		800		16.40			

XQJ-LQJ-02AT、P、C 型铝合金水平弯通桥架
Type XQJ-LQJ-02AT、P、C Al alloy horizontal bend



型号 Model	H (mm)	B (mm)	L (mm)	单件重量(wkg)Weight				
				T型Type	P型Type	C型Type		
T P C 型	60	200	600	5.20	5.40	6.00		
		300	700	6.40	8.00	9.40		
		400	800	7.50	10.60	12.50		
		500	900	8.40	13.40	16.60		
		600	1000	10.80	19.20	22.30		
		800	1200	13.90	23.10	28.10		
		T P C 型	100	200	700	6.10	6.10	7.50
				300	800	7.30	8.80	10.80
400	900			8.50	11.40	13.90		
500	1000			9.60	14.40	17.00		
600	1100			12.20	19.10	21.30		
800	1300			16.30	24.30	27.10		
T P C 型	150			200	700	7.80	8.20	10.20
				300	800	9.20	11.30	13.50
		400	900	10.50	14.20	16.80		
		500	1000	11.80	17.30	20.10		
		600	1100	14.30	24.90	27.90		
		800	1300	16.60	28.30	30.10		

XQJ-LQJ-03AT、P、C 型铝合金水平三通桥架
Type XQJ-LQJ-03AT、P、C Al alloy horizontal tee



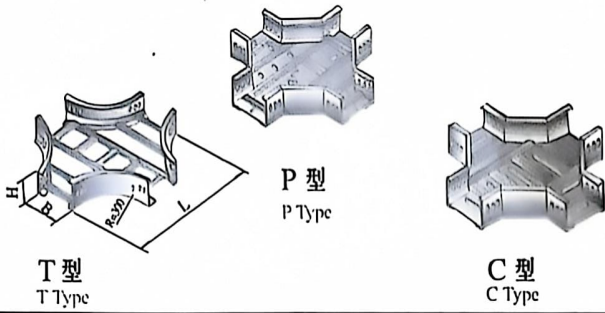
型号 Model	H (mm)	B (mm)	L1 (mm)	L2 (mm)	单件重量(wkg)				
					T型Type	P型Type	C型Type		
T P C 型	60	200	600	1000	9.80	10.90			
		300	700	1100	11.50	14.40			
		400	800	1200	13.00	17.30			
		500	900	1300	14.90	20.30			
		600	1000	1400	18.00	27.30			
		800	1200	1600	20.10	30.10			
		T P C 型	100	200	700	1200	10.90	12.80	
				300	800	1300	12.70	16.50	
400	900			1400	14.40	19.50			
500	1000			1500	16.00	22.80			
600	1100			1600	19.40	30.00			
800	1300			1800	22.30	34.10			
T P C 型	150			200	700	1200	13.90	17.80	
				300	800	1300	15.60	22.10	
		400	900	1400	17.40	25.70			
		500	1000	1500	19.10	29.60			
		600	1100	1600	22.50	37.60			
		800	1300	1800	25.60	43.80			

XQJ-LQJ 铝合金电缆桥架

XQJ-LQJ ANTI-CORROSIVE AL-ALLOY SUPPORT

XQJ-LQJ-04AT、P、C型铝合金水平四通桥架

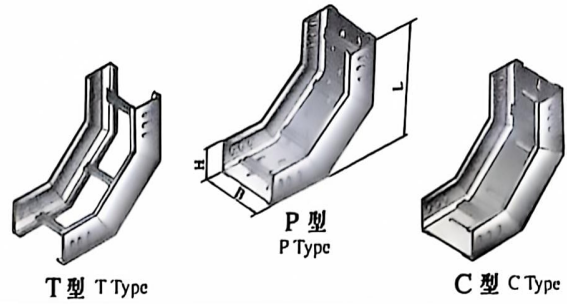
Type XQJ-LQJ-04AT、P、C Al alloy horizontal cross support



型号 Model	H (mm)	B (mm)	L (mm)	单件重量(wkg)		备注 Remarks
				T型Type	PC型Type	
T	60	200	1000	13.90	11.10	P、C 型B 尺寸在 500以 上的加 用梯级 加强节 Ladder rein forcing section is provided for those B with dimension over 500
P		300	1100	16.20	14.80	
C		400	1200	18.30	17.60	
型		500	1300	20.10	20.70	
		600	1400	24.30	27.30	
		800	1600	28.10	30.30	
T	100	200	1200	15.10	12.10	Ladder rein forcing section is provided for those B with dimension over 500
P		300	1300	17.30	15.70	
C		400	1400	19.30	18.50	
型		500	1500	21.40	21.60	
		600	1600	25.50	28.30	
		800	1800	28.10	30.10	
T	150	200	1200	19.10	16.20	Ladder rein forcing section is provided for those B with dimension over 500
P		300	1300	21.20	20.40	
C		400	1400	23.10	23.60	
型		500	1500	25.30	27.10	
		600	1600	29.40	34.50	
		800	1800	32.10	38.20	

XQJ-LQJ-05AT、P、C型铝合金垂直下弯通

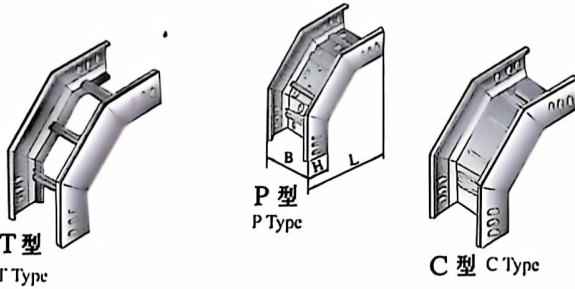
Type XQJ-LQJ-05AT、P、C Al alloy vertical downward bend



型号 Model	H (mm)	B (mm)	L (mm)	单件重量(wkg)		备注 Remarks
				T型Type	PC型Type	
T	60	200	360	3.80	4.10	P、C 型B 尺寸在 500以 上的加 用梯级 加强节 Ladder rein forcing section is provided for those B with dimension over 500
P		300		4.10	5.20	
C		400		5.00	6.30	
型		500		6.20	7.60	
		600		6.80	8.90	
		800		7.60	10.10	
T	100	200	400	4.10	4.80	Ladder rein forcing section is provided for those B with dimension over 500
P		300		5.00	6.10	
C		400		6.10	7.00	
型		500		6.40	8.00	
		600		7.00	9.80	
		800		8.10	11.20	
T	150	200	600	6.00	7.40	Ladder rein forcing section is provided for those B with dimension over 500
P		300		6.50	9.20	
C		400		7.10	10.40	
型		500		7.70	11.70	
		600		8.80	14.20	
		800		10.10	16.40	

XQJ-LQJ-06AT、P、C型铝合金垂直上弯通

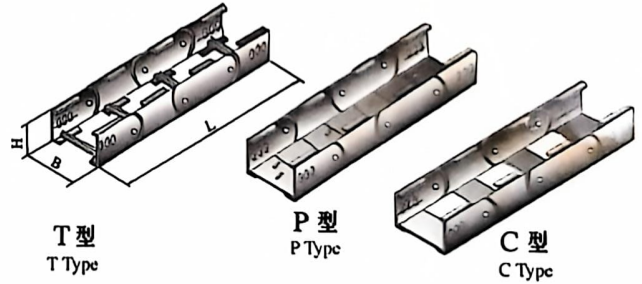
Type XQJ-LQJ-06AT、P、C Al alloy vertical upward bend



型号 Model	H (mm)	B (mm)	L (mm)	单件重量(wkg)		备注 Remarks
				T型Type	PC型Type	
T	60	200	360	3.80	4.10	P、C 型B 尺寸在 500以 上的加 用梯级 加强节 Ladder rein forcing section is provided for those B with dimension over 500
P		300		4.10	5.20	
C		400		5.00	6.30	
型		500		6.20	7.60	
		600		6.80	8.90	
		800		7.60	10.10	
T	100	200	400	4.10	4.80	Ladder rein forcing section is provided for those B with dimension over 500
P		300		5.00	6.10	
C		400		6.10	7.00	
型		500		6.40	8.00	
		600		7.00	9.80	
		800		8.10	11.20	
T	150	200	600	6.00	7.40	Ladder rein forcing section is provided for those B with dimension over 500
P		300		6.50	9.20	
C		400		7.10	10.40	
型		500		7.70	11.70	
		600		8.80	14.20	
		800		10.10	16.40	

XQJ-LQJ-07AT、P、C型铝合金转动弯通

Type XQJ-LQJ-07AT、P、C Al alloy rotatable bend



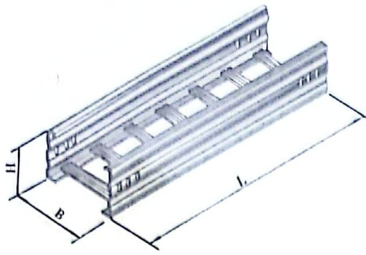
型号 Model	H (mm)	B (mm)	L (mm)	单件重量(wkg)		备注 Remarks
				T型Type	PC型Type	
T	60	200	600	5.40	6.00	Ladder rein forcing section is provided for those B with dimension over 500
P		300		6.20	7.20	
C		400		6.90	8.10	
型		500		7.70	9.50	
		600		9.20	11.80	
		800		11.50	14.80	
T	100	200	800	6.70	7.20	Ladder rein forcing section is provided for those B with dimension over 500
P		300		7.40	9.20	
C		400		8.20	10.20	
型		500		9.00	11.70	
		600		10.50	13.80	
		800		12.10	15.40	
T	150	200	1200	9.20	11.60	Ladder rein forcing section is provided for those B with dimension over 500
P		300		10.00	13.00	
C		400		10.80	13.40	
型		500		11.50	15.00	
		600		13.00	16.90	
		800		15.10	19.30	

XQJ-LQJ 铝合金电缆桥架

XQJ-LQJ ANTI-CORROSIVE AL-ALLOY SUPPORT


XQJ-LQJ-01BT 型铝合金梯级桥架

Type XQJ-LQJ-01BT Al alloy ladder type cable support




XQJ-LQJ-01BP 型铝合金托盘桥架

Type XQJ-LQJ-01BP Al alloy tray type cable support



XQJ-LQJ-01BC 型铝合金槽式桥架

Type XQJ-LQJ-01BC Al alloy Channel type cable support



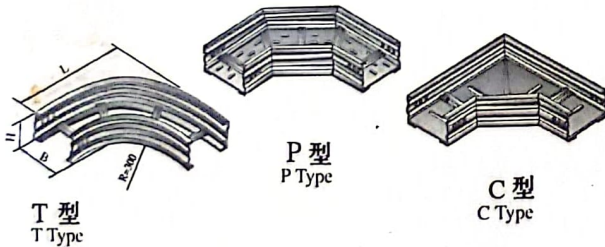
型号 Model	H (mm)	B (mm)	L (mm)	单重 wkg/m	备注 Remarks
LQJ-01BT-102	100	200	2000	5.20	
LQJ-01BT-103		300		6.00	
LQJ-01BT-104		400		6.80	
LQJ-01BT-105		500		7.50	
LQJ-01BT-106		600		9.00	
LQJ-01BT-108		800		11.20	
LQJ-01BT-152	150	200	2000	6.80	
LQJ-01BT-153		300		7.50	
LQJ-01BT-154		400		8.20	
LQJ-01BT-155		500		9.00	
LQJ-01BT-156		600		10.60	
LQJ-01BT-158		800		13.10	
LQJ-01BT-202	200	200	2000	9.00	
LQJ-01BT-203		300		9.80	
LQJ-01BT-204		400		10.60	
LQJ-01BT-205		500		11.40	
LQJ-01BT-206		600		12.60	
LQJ-01BT-208		800		14.80	

型号 Model	H (mm)	B (mm)	L (mm)	单重 wkg/m	备注 Remarks
LQJ-01BP-102	100	200	2000	6.50	B 尺寸在 500 以上的加用梯级加强节
LQJ-01BP-103		300		7.80	
LQJ-01BP-104		400		9.00	
LQJ-01BP-105		500		10.20	
LQJ-01BP-106		600		12.70	
LQJ-01BP-108		800		14.20	
LQJ-01BP-152	150	200	2000	6.70	Ladder rein forcing section is provided for those B with dimension over 500
LQJ-01BP-153		300		9.50	
LQJ-01BP-154		400		10.70	
LQJ-01BP-155		500		11.90	
LQJ-01BP-156		600		14.30	
LQJ-01BP-158		800		16.70	
LQJ-01BP-202	200	200	2000	8.90	provided for those B with dimension over 500
LQJ-01BP-203		300		9.90	
LQJ-01BP-204		400		12.70	
LQJ-01BP-205		500		14.10	
LQJ-01BP-206		600		16.50	
LQJ-01BP-208		800		18.60	

型号 Model	H (mm)	B (mm)	L (mm)	单重 wkg/m	备注 Remarks
LQJ-01BC-102	100	200	2000	6.50	B 尺寸在 500 以上的加用梯级加强节
LQJ-01BC-103		300		7.80	
LQJ-01BC-104		400		9.00	
LQJ-01BC-105		500		10.20	
LQJ-01BC-106		600		12.70	
LQJ-01BC-108		800		14.40	
LQJ-01BC-152	150	200	2000	7.80	Ladder rein forcing section is provided for those B with dimension over 500
LQJ-01BC-153		300		9.50	
LQJ-01BC-154		400		10.70	
LQJ-01BC-155		500		11.90	
LQJ-01BC-156		600		14.40	
LQJ-01BC-158		800		16.50	
LQJ-01BC-202	200	200	2000	9.90	provided for those B with dimension over 500
LQJ-01BC-203		300		11.70	
LQJ-01BC-204		400		12.90	
LQJ-01BC-205		500		14.10	
LQJ-01BC-206		600		16.50	
LQJ-01BC-208		800		18.20	

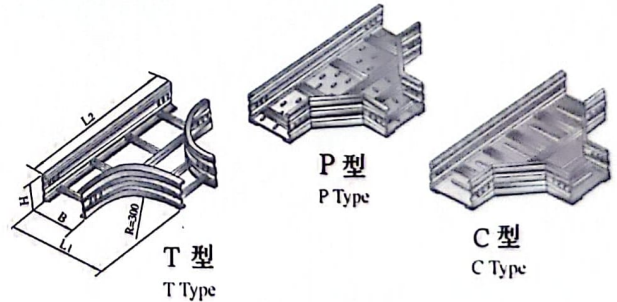
XQJ-LQJ-02BT、P、C 型铝合金水平弯通桥架

Type XQJ-LQJ-02BT、P、C Al alloy horizontal bend cable support



XQJ-LQJ-03BT、P、C 型铝合金水平三通桥架

Type XQJ-LQJ-03BT、P、C Al alloy horizontal tee cable support



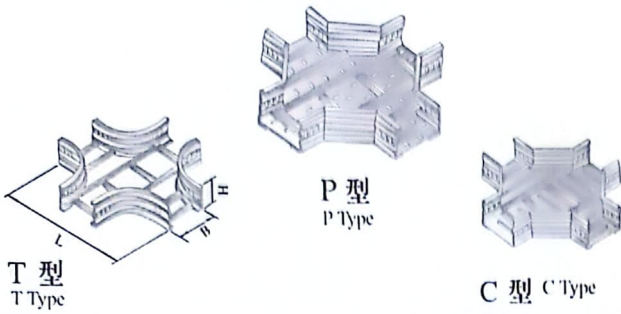
	型号 Model	H (mm)	B (mm)	L (mm)	单件重量(wkg)		
					T型Type	P型Type	C型Type
T P C 型	LQJ-02B-102	100	200	600	4.90	5.80	6.80
	LQJ-02B-103		300	700	5.90	8.60	10.00
	LQJ-02B-104		400	800	6.90	11.10	13.00
	LQJ-02B-105		500	900	7.90	14.20	16.50
	LQJ-02B-106		600	1000	9.90	20.90	23.80
	LQJ-02B-108		800	1200	10.90	23.20	26.10
T P C 型	LQJ-02B-152	150	200	700	7.80	8.40	9.80
	LQJ-02B-153		300	800	8.50	11.60	13.50
	LQJ-02B-154		400	900	9.60	14.60	16.80
	LQJ-02B-155		500	1000	10.70	17.90	20.30
	LQJ-02B-156		600	1100	13.00	25.50	28.50
	LQJ-02B-158		800	1300	14.80	28.10	31.40
T P C 型	LQJ-02B-202	200	200	700	9.80	10.50	11.80
	LQJ-02B-203		300	800	11.10	13.90	15.40
	LQJ-02B-204		400	900	12.40	17.00	19.10
	LQJ-02B-205		500	1000	13.70	20.50	23.00
	LQJ-02B-206		600	1100	16.10	28.50	31.90
	LQJ-02B-208		800	1300	18.40	31.10	35.40

	型号 Type	H (mm)	B (mm)	L1 (mm)	L2 (mm)	单件重量(wkg)	
						T型Type	PC型Type
T P C 型	LQJ-03B-102	100	200	600	1000	9.20	8.50
	LQJ-03B-103		300	700	1100	11.20	11.50
	LQJ-03B-104		400	800	1200	12.70	14.00
	LQJ-03B-105		500	900	1300	14.20	16.60
	LQJ-03B-106		600	1000	1400	17.10	22.60
	LQJ-03B-108		800	1200	1600	19.80	25.40
T P C 型	LQJ-03B-152	150	200	700	1200	13.50	12.40
	LQJ-03B-153		300	800	1300	15.10	16.00
	LQJ-03B-154		400	900	1400	16.60	18.80
	LQJ-03B-155		500	1000	1500	18.20	21.80
	LQJ-03B-156		600	1100	1600	21.30	28.60
	LQJ-03B-158		800	1300	1800	24.20	31.10
T P C 型	LQJ-03B-202	200	200	700	1200	16.80	15.10
	LQJ-03B-203		300	800	1300	18.50	18.80
	LQJ-03B-204		400	900	1400	20.10	21.70
	LQJ-03B-205		500	1000	1500	21.80	24.90
	LQJ-03B-206		600	1100	1600	25.20	31.80
	LQJ-03B-208		800	1300	1800	28.10	34.10

XQJ-LQJ 铝合金电缆桥架

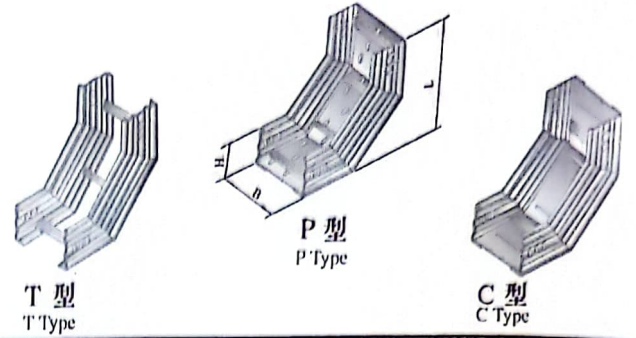
XQJ-LQJ ANTI-CORROSIVE AL-ALLOY SUPPORT

XQJ-LQJ-04BT、P、C型铝合金水平四通桥架
Type XQJ-LQJ-04BT、P、C Al alloy horizontal cross cable support



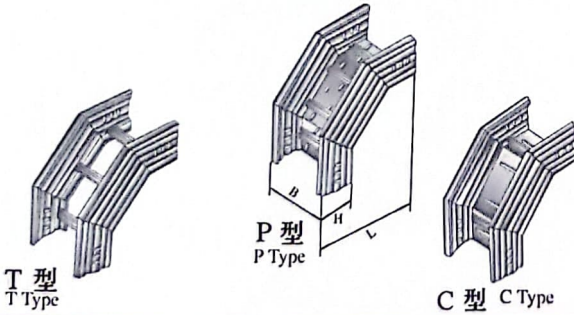
型号 Model	H (mm)	B (mm)	L (mm)	单件重量(wkg)		备注 Remarks				
				T型Type	P,C型Type					
T P C 型	100	200	1000	13.85	11.45	P、C 型 B 尺寸 在 500 以上 的加 梯加 强节				
			1100	15.80	15.00					
			1200	17.70	17.90					
			1300	19.60	20.85					
			1400	23.45	27.60					
			1600	28.20	37.40					
			T P C 型	150	200		1200	18.70	16.10	Ladder rein forcing section is provided for those B with dimension over 500
							1300	20.60	20.40	
1400	22.50	23.70								
1500	23.70	27.10								
1600	28.30	34.55								
1800	32.10	40.60								
T P C 型	200	200	1200	22.45	19.15	Ladder rein forcing section is provided for those B with dimension over 500				
			1300	24.40	23.40					
			1400	26.30	26.65					
			1500	28.20	30.10					
			1600	32.10	37.60					
			1800	35.50	45.12					

XQJ-LQJ-05BT、P、C型铝合金垂直下弯通
Type XQJ-LQJ-05BT、P、C Al alloy vertical downward bend



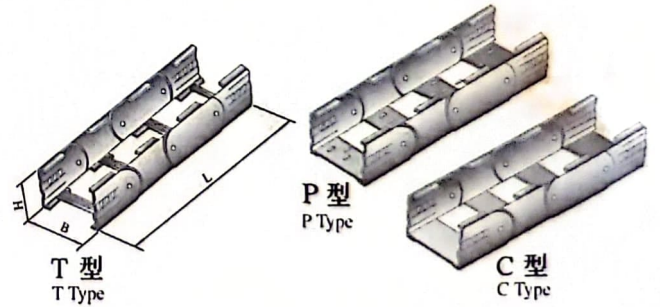
型号 Model	H (mm)	B (mm)	L (mm)	单件重量(wkg)		备注 Remarks				
				T型Type	P,C型Type					
T P C 型	100	200	400	3.60	4.35	P、C 型 B 尺寸 在 500 以上 的加 梯加 强节				
			300	4.20	5.60					
			400	4.80	6.60					
			500	5.30	7.55					
			600	6.50	9.40					
			800	7.80	11.00					
			T P C 型	150	200		600	6.00	7.50	Ladder rein forcing section is provided for those B with dimension over 500
							300	6.55	9.10	
400	7.10	10.50								
500	7.70	11.70								
600	8.85	14.10								
800	10.00	17.40								
T P C 型	200	200	650	8.60	10.25	Ladder rein forcing section is provided for those B with dimension over 500				
			300	9.10	12.10					
			400	9.70	13.40					
			500	10.30	14.70					
			600	11.50	17.35					
			800	12.75	21.05					

XQJ-LQJ-06BT、P、C型铝合金垂直上弯通
Type XQJ-LQJ-06BT、P、C Al alloy vertical upward bend



型号 Model	H (mm)	B (mm)	L (mm)	单件重量(wkg)		备注 Remarks				
				T型Type	P,C型Type					
T P C 型	100	200	400	3.60	3.95	P、C 型 B 尺寸 在 500 以上 的加 梯加 强节				
			300	4.15	4.95					
			400	4.80	5.80					
			500	5.30	6.50					
			600	6.50	8.10					
			800	7.60	9.80					
			T P C 型	150	200		600	6.00	6.90	Ladder rein forcing section is provided for those B with dimension over 500
							300	6.55	8.15	
400	7.10	9.10								
500	7.70	10.10								
600	8.85	12.05								
800	9.90	14.10								
T P C 型	200	200	650	8.55	9.10	Ladder rein forcing section is provided for those B with dimension over 500				
			300	9.10	10.70					
			400	9.70	11.70					
			500	10.30	12.70					
			600	11.45	14.70					
			800	12.80	16.80					

XQJ-LQJ-07BT、P、C型铝合金转动弯通
Type XQJ-LQJ-07BT、P、C Al alloy rotatable bend

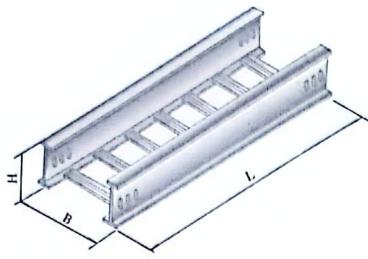


型号 Model	H (mm)	B (mm)	L (mm)	单件重量(wkg)		备注 Remarks				
				T型Type	P,C型Type					
T P C 型	100	200	600	5.75	7.10	Ladder rein forcing section is provided for those B with dimension over 500				
			300	6.60	8.00					
			400	7.30	9.10					
			500	8.10	10.15					
			600	9.60	12.00					
			800	11.20	13.40					
			T P C 型	150	200		800	9.15	10.55	Ladder rein forcing section is provided for those B with dimension over 500
							300	10.00	11.40	
400	10.70	13.00								
500	11.45	14.20								
600	13.00	16.00								
800	14.50	18.10								
T P C 型	200	200	1200	13.00	14.60	Ladder rein forcing section is provided for those B with dimension over 500				
			300	13.85	15.70					
			400	14.10	17.10					
			500	15.10	18.85					
			600	16.00	20.00					
			800	17.10	22.05					


XQJ-LQJ 铝合金电缆桥架

XQJ-LQJ ANTI-CORROSIVE AL-ALLOY SUPPORT

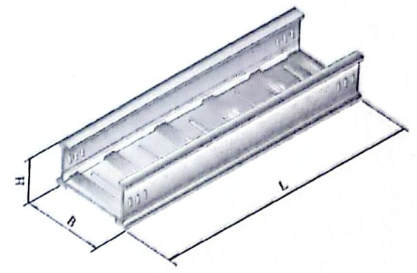
XQJ-LQJ-01CT 型铝合金梯级桥架
Type XQJ-LQJ-01CT Al alloy ladder type cable support



XQJ-LQJ-01CP 型铝合金托盘桥架
Type XQJ-LQJ-01CP Al alloy tray type cable support



XQJ-LQJ-01CC 型铝合金槽式桥架
Type XQJ-LQJ-01CC Al alloy channel type cable support

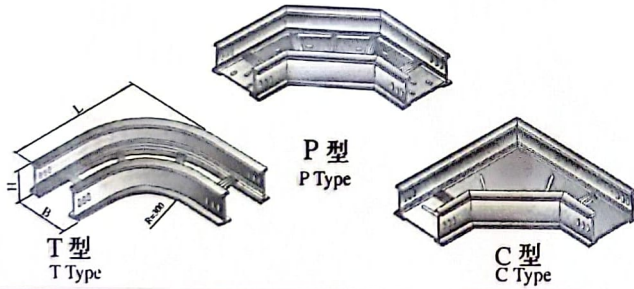


型号 Model	H (mm)	B (mm)	L (mm)	单重 wkg/m	备注 Remarks
LQJ-01CT-102	112	200	2000	5.60	
LQJ-01CT-103		300	3000	6.40	
LQJ-01CT-104		400	4000	7.20	
LQJ-01CT-105		500	5000	8.00	
LQJ-01CT-106		600	6000	9.50	
LQJ-01CT-108		800	6000	11.00	
LQJ-01CT-152	162	200	2000	7.10	
LQJ-01CT-153		300	3000	7.90	
LQJ-01CT-154		400	4000	8.65	
LQJ-01CT-155		500	5000	9.40	
LQJ-01CT-156		600	5000	11.00	
LQJ-01CT-158		800	6000	12.60	
LQJ-01CT-202	212	200	2000	9.30	
LQJ-01CT-203		300	3000	10.05	
LQJ-01CT-204		400	4000	11.00	
LQJ-01CT-205		500	5000	11.60	
LQJ-01CT-206		600	5000	13.00	
LQJ-01CT-208		800	6000	15.40	

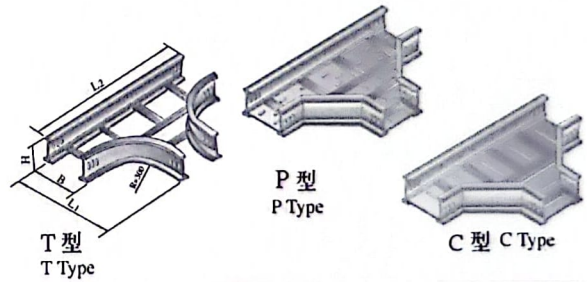
型号 Model	H (mm)	B (mm)	L (mm)	单重 wkg/m	备注 Remarks
LQJ-01CP-102	112	200	2000	6.59	B 尺寸在 500 以上的加用梯级加强节
LQJ-01CP-103		300	3000	8.75	
LQJ-01CP-104		400	4000	10.00	
LQJ-01CP-105		500	5000	11.20	
LQJ-01CP-106		600	5000	13.70	
LQJ-01CP-108		800	6000	16.20	
LQJ-01CP-152	162	200	2000	8.40	Ladder rein forcing section is provided for those B with dimension over 500
LQJ-01CP-153		300	3000	10.20	
LQJ-01CP-154		400	4000	11.40	
LQJ-01CP-155		500	5000	12.65	
LQJ-01CP-156		600	5000	15.10	
LQJ-01CP-158		800	6000	17.60	
LQJ-01CP-202	212	200	2000	10.50	
LQJ-01CP-203		300	3000	12.40	
LQJ-01CP-204		400	4000	13.60	
LQJ-01CP-205		500	5000	14.80	
LQJ-01CP-206		600	5000	17.25	
LQJ-01CP-208		800	6000	19.60	

型号 Model	H (mm)	B (mm)	L (mm)	单重 wkg/m	备注 Remarks
LQJ-01CC-102	112	200	2000	5.85	B 尺寸在 500 以上的加用梯级加强节
LQJ-01CC-103		300	3000	7.00	
LQJ-01CC-104		400	4000	8.80	
LQJ-01CC-105		500	5000	11.20	
LQJ-01CC-106		600	5000	13.65	
LQJ-01CC-108		800	6000	16.05	
LQJ-01CC-152	162	200	2000	8.40	Ladder rein forcing section is provided for those B with dimension over 500
LQJ-01CC-153		300	3000	10.20	
LQJ-01CC-154		400	4000	11.40	
LQJ-01CC-155		500	5000	12.60	
LQJ-01CC-156		600	5000	15.10	
LQJ-01CC-158		800	6000	17.60	
LQJ-01CC-202	212	200	2000	10.50	
LQJ-01CC-203		300	3000	12.40	
LQJ-01CC-204		400	4000	13.60	
LQJ-01CC-205		500	5000	14.80	
LQJ-01CC-206		600	5000	17.25	
LQJ-01CC-208		800	6000	21.00	

XQJ-LQJ-02CT、P、C 型铝合金水平弯通桥架
Type XQJ-LQJ-02CT、P、C Al alloy horizontal bend cable support



XQJ-LQJ-03CT、P、C 型铝合金水平三通桥架
Type XQJ-LQJ-03CT、P、C Al alloy horizontal tee cable support



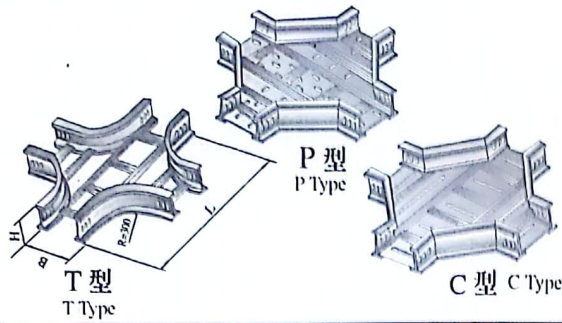
型号 Model	H (mm)	B (mm)	L (mm)	单件重量(wkg)		
				T型Type	P型Type	C型Type
T P C 型	112	200	600	5.35	6.70	7.79
		300	700	6.25	9.80	11.00
		400	800	7.40	12.50	14.00
		500	900	8.45	15.00	17.50
		600	1000	10.50	22.70	24.90
		800	1200	12.70	28.40	31.25
T P C 型	162	200	700	7.60	9.45	10.75
		300	800	8.75	13.00	14.60
		400	900	9.90	16.00	17.20
		500	1000	11.05	19.40	21.50
		600	1100	13.35	27.20	30.20
		800	1300	16.00	35.40	39.10
T P C 型	212	200	700	10.00	11.50	13.00
		300	800	11.30	15.20	17.20
		400	900	12.60	18.40	20.90
		500	1000	13.90	22.50	25.50
		600	1100	16.60	30.10	33.70
		800	1300	19.80	37.60	41.90

型号 Model	H (mm)	B (mm)	L1 (mm)	L2 (mm)	单件重量(wkg)	
					T型Type	P/C型Type
T P C 型	112	200	600	1000	10.25	10.75
		300	700	1100	11.75	12.80
		400	800	1200	13.30	15.00
		500	900	1300	14.80	17.80
		600	1000	1400	17.80	23.80
		800	1200	1600	20.10	29.20
T P C 型	162	200	700	1200	13.80	13.20
		300	800	1300	15.40	16.90
		400	900	1400	17.00	19.80
		500	1000	1500	18.60	22.90
		600	1100	1600	21.75	29.70
		800	1300	1800	24.80	35.40
T P C 型	212	200	700	1200	15.10	16.00
		300	800	1300	17.11	19.70
		400	900	1400	19.50	22.80
		500	1000	1500	22.20	25.90
		600	1100	1600	25.60	33.00
		800	1300	1800	29.00	40.10

XQJ-LQJ 铝合金电缆桥架

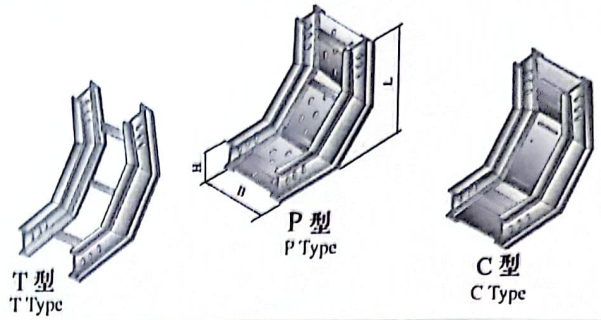
XQJ-LQJ ANTI-CORROSIVE AL-ALLOY SUPPORT

XQJ-LQJ-04CT、P、C型铝合金水平四通桥架
Type XQJ-LQJ-04CT、P、C Al alloy horizontal cross cable support



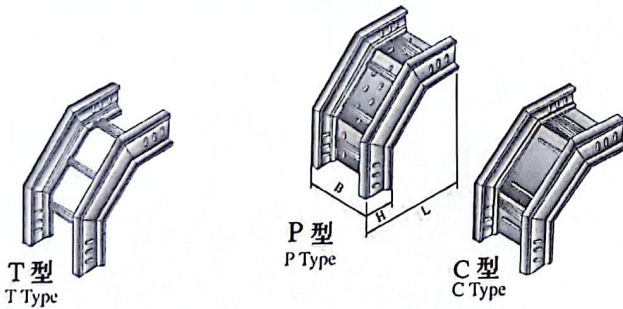
型号 Model	H (mm)	B (mm)	L (mm)	单件重量(wkg)		备注 Remarks
				T型Type	P.C型Type	
T	112	200	1000	14.50	18.70	P、C型尺寸在500以上加梯加强节 Ladder rein forcing section is provided for those B with dimension over 500
P		300	1100	16.40	21.80	
C		400	1200	18.30	28.40	
型		500	1300	20.25	31.60	
		600	1400	24.10	34.20	
		800	1600	27.25	36.90	
T	162	200	1200	17.20	21.20	
P		300	1300	21.10	24.40	
C		400	1400	23.00	27.90	
型		500	1500	24.90	35.40	
		600	1600	28.80	39.10	
		800	1800	32.90	43.75	
T	212	200	1200	22.90	24.40	
P		300	1300	24.80	27.90	
C		400	1400	26.70	35.40	
型		500	1500	28.65	39.10	
		600	1600	32.50	42.75	
		800	1800	36.90	48.40	

XQJ-LQJ-05CT、P、C型铝合金垂直下弯通
Type XQJ-LQJ-05CT、P、C Al alloy vertical downward bend



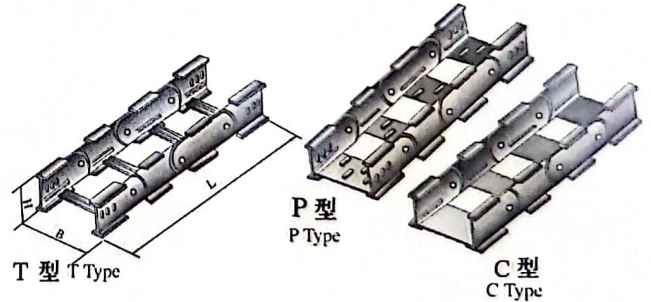
型号 Model	H (mm)	B (mm)	L (mm)	单件重量(wkg)		备注 Remarks
				T型Type	P.C型Type	
T	112	200	412	3.95	5.10	P、C型尺寸在500以上加梯加强节 Ladder rein forcing section is provided for those B with dimension over 500
P		300		4.55	6.50	
C		400		5.15	7.45	
型		500		5.70	8.45	
		600		6.85	10.35	
		800		7.50	13.00	
T	162	200	612	6.30	8.25	
P		300		6.80	10.10	
C		400		7.45	11.35	
型		500		8.05	12.55	
		600		9.15	15.10	
		800		10.20	17.20	
T	212	200	662	8.95	10.10	
P		300		10.10	13.15	
C		400		10.80	14.50	
型		500		11.95	15.85	
		600		12.95	18.50	
		800		14.10	21.40	

XQJ-LQJ-06CT、P、C型铝合金垂直上弯通
Type XQJ-LQJ-06CT、P、C Al alloy vertical upward bend



型号 Model	H (mm)	B (mm)	L (mm)	单件重量(wkg)		备注 Remarks
				T型Type	P.C型Type	
T	112	200	400	3.95	4.65	P、C型尺寸在500以上的加梯加强节 Ladder rein forcing section is provided for those B with dimension over 500
P		300		4.55	5.75	
C		400		5.15	6.55	
型		500		5.70	7.30	
		600		6.85	8.85	
		800		7.50	10.20	
T	162	200	600	6.30	7.30	
P		300		6.80	9.10	
C		400		7.45	10.00	
型		500		8.05	11.00	
		600		9.15	13.00	
		800		10.20	15.20	
T	212	200	650	8.95	10.30	
P		300		9.50	11.75	
C		400		10.10	12.70	
型		500		10.65	13.65	
		600		11.80	15.65	
		800		12.95	18.40	

XQJ-LQJ-07CT、P、C型铝合金转动弯通
Type XQJ-LQJ-07CT、P、C Al alloy rotatable bend




型号 Model	H (mm)	B (mm)	L (mm)	单件重量(wkg)		备注 Remarks
				T型Type	P.C型Type	
T	112	200	600	6.15	7.20	
P		300		6.90	8.20	
C		400		7.70	9.10	
型		500		8.45	10.85	
		600		10.00	11.30	
		800		12.10	14.20	
T	162	200	800	9.50	10.45	
P		300		10.30	11.80	
C		400		11.40	12.90	
型		500		11.90	13.60	
		600		13.40	15.25	
		800		15.35	17.15	
T	212	200	1200	13.80	15.30	
P		300		14.60	16.95	
C		400		15.40	17.95	
型		500		16.10	18.40	
		600		17.65	20.15	
		800		19.20	22.10	

XQJ-LQJ 铝合金电缆桥架

XQJ-LQJ ANTI-CORROSIVE AL-ALLOY SUPPORT

XQJ-LPC-01A 型铝合金配线槽

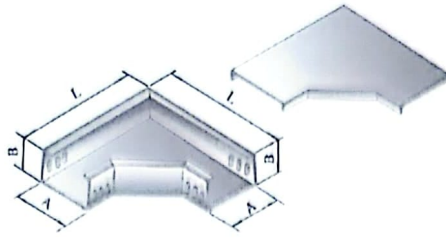
Type XQJ-LPC-01A Al alloy cable duct



型号 Model	A (mm)	B (mm)	重量 w(kg)	备注 Remarks
LPC-01A-1	50	25	4.30	
LPC-01A-2	80	40	5.10	
LPC-01A-3	100	50	6.10	
LPC-01A-4	120	60	7.25	
LPC-01A-5	150	75	9.15	
LPC-01A-6	200	100	11.10	
LPC-01A-7	250	125	13.25	
LPC-01A-8	300	150	15.50	

XQJ-LPC-02A 型铝合金水平弯通配线槽

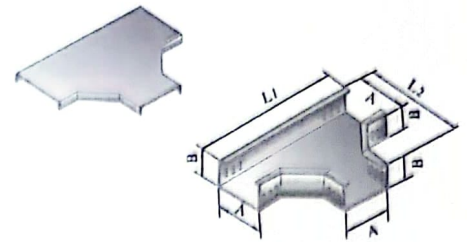
Type XQJ-LPC-02A Al alloy horizontal bend cable duct



型号 Model	A (mm)	B (mm)	L (mm)	重量 w(kg)
LPC-02A-1	50	25	150	1.25
LPC-02A-2	80	40	280	2.15
LPC-02A-3	100	50	300	2.50
LPC-02A-4	120	60	320	2.80
LPC-02A-5	150	75	350	4.40
LPC-02A-6	200	100	450	5.80
LPC-02A-7	250	125	500	6.30
LPC-02A-8	300	150	650	7.20

XQJ-LPC-03A 型铝合金水平三通配线槽

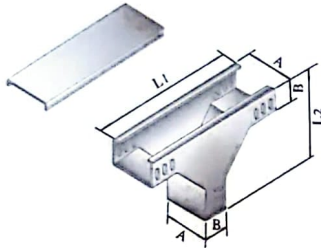
Type XQJ-LPC-03A Al alloy horizontal tee cable duct



型号 Model	A (mm)	B (mm)	L1 (mm)	L2 (mm)	重量 w(kg)
LPC-03A-1	50	25	250	150	2.67
LPC-03A-2	80	40	480	280	3.03
LPC-03A-3	100	50	500	300	3.40
LPC-03A-4	120	60	520	320	4.00
LPC-03A-5	150	75	550	350	6.25
LPC-03A-6	200	100	700	450	8.55
LPC-03A-7	250	125	750	500	11.05
LPC-03A-8	300	150	1000	650	14.10

XQJ-LPC-03B 型铝合金上垂直三通

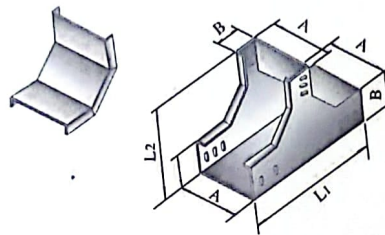
Type XQJ-LPC-03B Al alloy upward vertical tee



型号 Model	A (mm)	B (mm)	L1 (mm)	L2 (mm)	重量 w(kg)
LPC-03B-1	50	25	225	125	1.84
LPC-03B-2	80	40	440	240	2.20
LPC-03B-3	100	50	450	250	2.85
LPC-03B-4	120	60	460	260	3.30
LPC-03B-5	150	75	475	275	5.25
LPC-03B-6	200	100	600	350	7.30
LPC-03B-7	250	125	625	375	9.40
LPC-03B-8	300	150	850	500	11.60

XQJ-LPC-03C 型铝合金下垂直三通

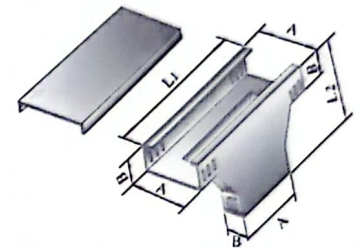
Type XQJ-LPC-03C Al alloy downward vertical tee



型号 Model	A (mm)	B (mm)	L1 (mm)	L2 (mm)	重量 w(kg)
LPC-03C-1	50	25	225	125	1.90
LPC-03C-2	80	40	440	240	2.25
LPC-03C-3	100	50	450	250	3.00
LPC-03C-4	120	60	460	260	3.40
LPC-03C-5	150	75	475	275	5.40
LPC-03C-6	200	100	600	350	7.50
LPC-03C-7	250	125	625	375	9.80
LPC-03C-8	300	150	850	500	11.90

XQJ-LPC-03D 型铝合金上侧垂直三通

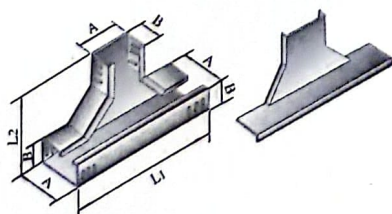
Type XQJ-LPC-03D Al alloy topside vertical tee



型号 Model	A (mm)	B (mm)	L1 (mm)	L2 (mm)	重量 w(kg)
LPC-03D-1	50	25	250	125	1.94
LPC-03D-2	80	40	480	240	2.25
LPC-03D-3	100	50	500	250	2.90
LPC-03D-4	120	60	520	260	3.40
LPC-03D-5	150	75	550	275	5.30
LPC-03D-6	200	100	700	350	7.40
LPC-03D-7	250	125	750	375	9.60
LPC-03D-8	300	150	1000	500	11.70

XQJ-LPC-03E 型铝合金下侧垂直三通

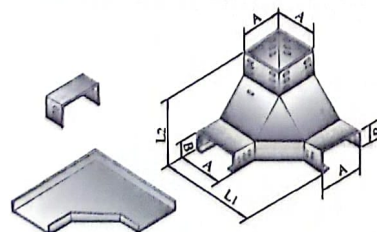
Type XQJ-LPC-03E Al alloy bottom side vertical tee



型号 Model	A (mm)	B (mm)	L1 (mm)	L2 (mm)	重量 w(kg)
LPC-03E-1	50	25	250	125	1.85
LPC-03E-2	80	40	480	240	2.30
LPC-03E-3	100	50	500	250	2.85
LPC-03E-4	120	60	520	260	3.60
LPC-03E-5	150	75	550	275	5.75
LPC-03E-6	200	100	700	350	7.90
LPC-03E-7	250	125	750	375	10.10
LPC-03E-8	300	150	1000	500	13.50

XQJ-LPC-03F 型铝合金上角垂直三通

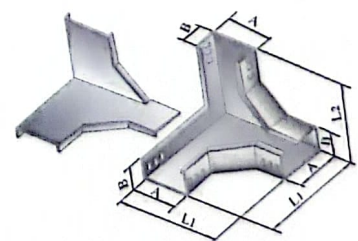
Type XQJ-LPC-03F Al alloy top angle vertical tee



型号 Model	A (mm)	B (mm)	L1 (mm)	L2 (mm)	重量 w(kg)
LPC-03F-1	50	25	150	125	2.80
LPC-03F-2	80	40	280	240	3.45
LPC-03F-3	100	50	300	250	4.10
LPC-03F-4	120	60	320	260	4.80
LPC-03F-5	150	75	350	275	7.60
LPC-03F-6	200	100	450	350	10.40
LPC-03F-7	250	125	500	375	13.30
LPC-03F-8	300	150	650	500	16.20

XQJ-LPC-03G 型铝合金下角垂直三通

Type XQJ-LPC-03G Al alloy bottom angle tee

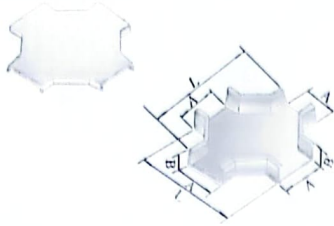


型号 Model	A (mm)	B (mm)	L1 (mm)	L2 (mm)	重量 w(kg)
LPC-03G-1	50	25	150	125	2.30
LPC-03G-2	80	40	280	240	2.80
LPC-03G-3	100	50	300	250	3.30
LPC-03G-4	120	60	320	260	3.80
LPC-03G-5	150	75	350	275	6.00
LPC-03G-6	200	100	450	350	8.30
LPC-03G-7	250	125	500	375	10.70
LPC-03G-8	300	150	650	500	13.10

XQJ-LQJ 铝合金电缆桥架

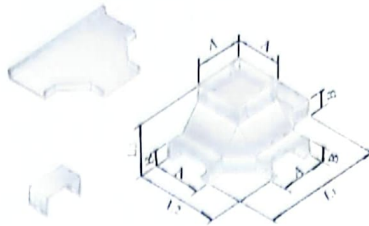
XQJ-LQJ ANTI-CORROSIVE AL-ALLOY SUPPORT

XQJ-LPC-04A 型铝合金水平四通配线槽
Type XQJ-LPC-04A Al alloy horizontal cross cable duct




型号 Model	A (mm)	B (mm)	L (mm)	重量 w(kg)
LPC-04A-1	50	25	250	3.90
LPC-04A-2	80	40	480	4.30
LPC-04A-3	100	50	500	4.75
LPC-04A-4	120	60	520	5.40
LPC-04A-5	150	75	550	8.40
LPC-04A-6	200	100	700	11.45
LPC-04A-7	250	125	750	14.60
LPC-04A-8	300	150	1000	17.20

XQJ-LPC-04B 型铝合金上垂直四通
Type XQJ-LPC-04B Al alloy upward vertical cross



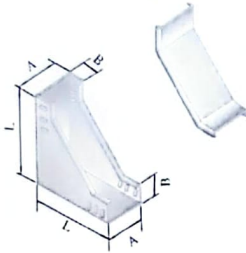
型号 Model	A x B (mm)	L1 (mm)	L2 (mm)	L3 (mm)	重量 w(kg)
LPC-04B-1	50 x 25	250	150	125	1.25
LPC-04B-2	80 x 40	480	280	240	3.70
LPC-04B-3	100 x 50	500	300	250	5.00
LPC-04B-4	120 x 60	520	320	260	6.00
LPC-04B-5	150 x 75	550	350	275	9.35
LPC-04B-6	200 x 100	700	450	350	13.00
LPC-04B-7	250 x 125	750	500	375	16.30
LPC-04B-8	300 x 150	1000	650	500	19.60

XQJ-LPC-05A 型铝合金垂直上弯通
Type XQJ-LPC-05A Al alloy vertical top bend



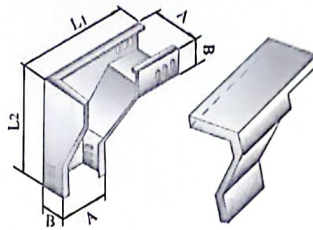
型号 Model	A (mm)	B (mm)	L (mm)	重量 w(kg)
LPC-05A-1	50	25	125	1.30
LPC-05A-2	80	40	240	1.60
LPC-05A-3	100	50	250	1.90
LPC-05A-4	120	60	260	2.30
LPC-05A-5	150	75	275	3.40
LPC-05A-6	200	100	350	4.50
LPC-05A-7	250	125	375	5.70
LPC-05A-8	300	150	500	6.50

XQJ-LPC-05B 型铝合金垂直下弯通
Type XQJ-LPC-05B Al alloy vertical bottom bend



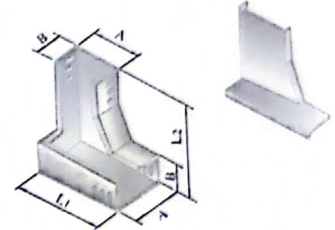
型号 Model	A (mm)	B (mm)	L (mm)	重量 w(kg)
LPC-05B-1	50	25	125	1.60
LPC-05B-2	80	40	240	1.80
LPC-05B-3	100	50	250	2.20
LPC-05B-4	120	60	260	2.65
LPC-05B-5	150	75	275	3.80
LPC-05B-6	200	100	350	4.90
LPC-05B-7	250	125	375	6.15
LPC-05B-8	300	150	500	7.40

XQJ-LPC-05C 型铝合金垂直左上弯通
Type XQJ-LPC-05C Al alloy vertical left top bend



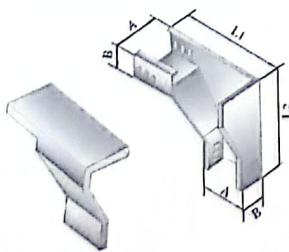
型号 Model	A (mm)	B (mm)	L1 (mm)	L2 (mm)	重量 w(kg)
LPC-05C-1	50	25	150	100	1.10
LPC-05C-2	80	40	280	180	1.50
LPC-05C-3	100	50	300	200	2.00
LPC-05C-4	120	60	320	220	2.60
LPC-05C-5	150	75	350	250	3.85
LPC-05C-6	200	100	450	300	5.15
LPC-05C-7	250	125	500	350	6.80
LPC-05C-8	300	150	650	500	8.20

XQJ-LPC-05D 型铝合金垂直左下弯通
Type XQJ-LPC-05D Al alloy vertical left bottom bend



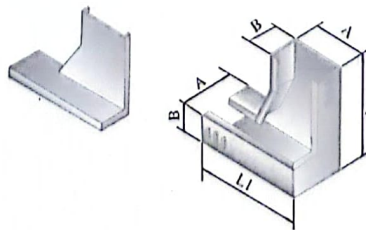
型号 Model	A (mm)	B (mm)	L1 (mm)	L2 (mm)	重量 w(kg)
LPC-05D-1	50	25	150	125	1.40
LPC-05D-2	80	40	280	240	1.70
LPC-05D-3	100	50	300	250	2.20
LPC-05D-4	120	60	320	260	2.70
LPC-05D-5	150	75	350	275	4.00
LPC-05D-6	200	100	450	350	5.50
LPC-05D-7	250	125	500	375	7.20
LPC-05D-8	300	150	650	500	9.40

XQJ-LPC-05E 型铝合金垂直右上弯通
Type XQJ-LPC-05E Al alloy vertical right top bend



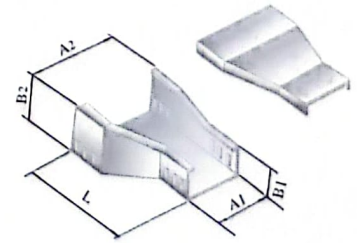
型号 Model	A (mm)	B (mm)	L1 (mm)	L2 (mm)	重量 w(kg)
LPC-05E-1	50	25	150	100	1.10
LPC-05E-2	80	40	280	180	1.45
LPC-05E-3	100	50	300	200	2.00
LPC-05E-4	120	60	320	220	2.60
LPC-05E-5	150	75	350	250	3.85
LPC-05E-6	200	100	450	300	5.70
LPC-05E-7	250	125	500	360	7.60
LPC-05E-8	300	150	600	500	9.50

XQJ-LPC-05F 型铝合金垂直右下弯通
Type XQJ-LPC-05F Al alloy vertical right bottom bend



型号 Model	A (mm)	B (mm)	L1 (mm)	L2 (mm)	重量 w(kg)
LPC-05F-1	50	25	150	125	1.40
LPC-05F-2	80	40	280	240	1.70
LPC-05F-3	100	50	300	250	2.20
LPC-05F-4	120	60	320	260	2.90
LPC-05F-5	150	75	350	275	4.00
LPC-05F-6	200	100	450	350	5.80
LPC-05F-7	250	125	500	375	7.70
LPC-05F-8	300	150	650	500	9.70

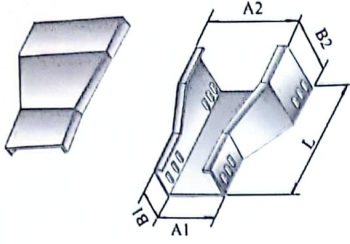
XQJ-LPC-06A 型铝合金异径接头
Type XQJ-LPC-06A Al alloy reducer connector



型号 Model	A1 x B1 (mm)	A2 x B2 (mm)	L (mm)	重量 w(kg)
LPC-06A-1	50 x 25	100 x 50	300	1.40
LPC-06A-2	80 x 40	150 x 75	300	2.10
LPC-06A-3	80 x 40	200 x 100	300	2.45
LPC-06A-4	100 x 50	200 x 100	350	3.80
LPC-06A-5	100 x 50	300 x 150	450	4.10
LPC-06A-6	200 x 100	250 x 125	350	4.40
LPC-06A-7	250 x 100	300 x 150	450	5.10
LPC-06A-8	250 x 125	300 x 150	450	5.40

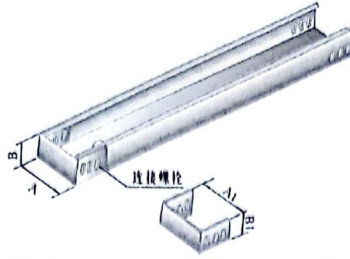
XQJ-LQJ 铝合金电缆桥架
XQJ-LQJ ANTI-CORROSIVE AL-ALLOY SUPPORT

XQJ-LPC-06B 型铝合金异径接头
Type XQJ-LPC-06B Al alloy reducer connector




型号 Model	A ₁ × B ₁ (mm)	A ₂ × B ₂ (mm)	L (mm)	重量 w(kg)
LPC-06B-1	50 × 25	100 × 50	300	1.40
LPC-06B-2	80 × 40	150 × 75	300	2.10
LPC-06B-3	80 × 40	200 × 100	300	2.45
LPC-06B-4	100 × 50	200 × 100	350	3.80
LPC-06B-5	100 × 50	300 × 150	450	4.10
LPC-06B-6	200 × 100	250 × 125	350	4.40
LPC-06B-7	200 × 100	300 × 150	450	5.10
LPC-06B-8	250 × 125	300 × 150	450	5.40

XQJ-LPC-01B 型铝合金配线槽封头
Type XQJ-LPC-01B Al alloy cable duct head



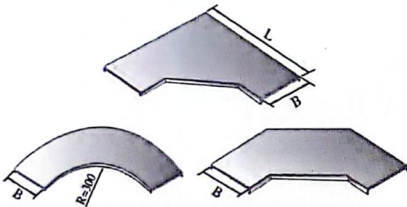
型号 Model	A (mm)	B (mm)	A ₁ × B ₁ (mm)	重量 w(kg)
LPC-01B-1	50	25	46 × 21	0.10
LPC-01B-2	80	40	76 × 36	0.15
LPC-01B-3	100	50	96 × 46	0.20
LPC-01B-4	120	60	116 × 56	0.32
LPC-01B-5	150	75	145 × 70	0.45
LPC-01B-6	200	100	195 × 95	0.60
LPC-01B-7	250	125	245 × 120	0.68
LPC-01B-8	300	150	295 × 145	0.72

XQJ-LFZ-01 型铝合金直通护罩
Type XQJ-LFZ-01 Al alloy straight cover



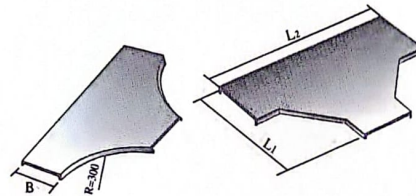
型号 Model	B (mm)	重量 w(kg)	备注 Remarks
LFZ-01-2	200	5.10	
LFZ-01-3	300	7.30	
LFZ-01-4	400	10.40	
LFZ-01-5	500	12.60	
LFZ-01-6	600	15.45	
LFZ-01-8	800	18.80	
LFZ-01-9	900	20.10	
LFZ-01-10	1000	23.25	

XQJ-LFZ-02 型铝合金水平弯通护罩
Type XQJ-LFZ-02 Al alloy horizontal bend cover



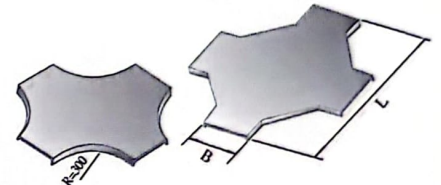
型号 Model	B (mm)	L(mm)		重量 w(kg)
		I	II	
LFZ-02-2	200	600	700	4.25
LFZ-02-3	300	700	800	6.20
LFZ-02-4	400	800	900	8.20
LFZ-02-5	500	900	1000	10.40
LFZ-02-6	600	1000	1100	15.30
LFZ-02-8	800	1200	1300	17.80
LFZ-02-9	900	1300	1400	21.30
LFZ-02-10	1000	1400	1500	25.40

XQJ-LFZ-03 型铝合金水平三通护罩
Type XQJ-LFZ-03 Al alloy horizontal tee cover



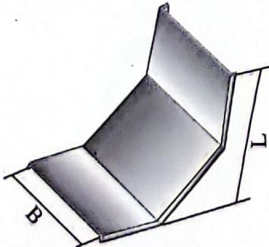
型号 Model	B (mm)	L ₁ (mm)	L ₂ (mm)	重量 w(kg)
LFZ-03-2	200	700	1200	8.30
LFZ-03-3	300	800	1300	12.00
LFZ-03-4	400	900	1400	14.25
LFZ-03-5	500	1000	1500	16.70
LFZ-03-6	600	1100	1600	22.10
LFZ-03-8	800	1300	1800	24.80
LFZ-03-9	900	1400	1900	28.25
LFZ-03-10	1000	1500	2000	31.10

XQJ-LFZ-04 型铝合金水平四通护罩
Type XQJ-LFZ-04 Al alloy horizontal cross cover



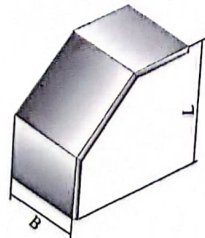
型号 Model	B (mm)	L(mm)		重量 w(kg)
		I	II	
LFZ-04-2	200	1000	1200	13.00
LFZ-04-3	300	1100	1300	18.10
LFZ-04-4	400	1200	1400	20.80
LFZ-04-5	500	1300	1500	23.65
LFZ-04-6	600	1400	1600	29.95
LFZ-04-8	800	1600	1800	33.25
LFZ-04-9	900	1700	1900	37.00
LFZ-04-10	1000	1800	2000	41.20

XQJ-LFZ-05 型铝合金垂直下弯通护罩
Type XQJ-LFZ-05 Al alloy vertical bottom bend cover




型号 Model	B (mm)	L(mm)			重量 w(kg)
		I	II	III	
LFZ-05-2	200	300	450	500	2.00
LFZ-05-3	300				3.10
LFZ-05-4	400				3.80
LFZ-05-5	500				4.55
LFZ-05-6	600				5.95
LFZ-05-8	800				6.25
LFZ-05-9	900				7.35
LFZ-05-10	1000				8.60

XQJ-LFZ-06 型铝合金垂直上弯通护罩
Type XQJ-LFZ-06 Al alloy vertical top bend cover



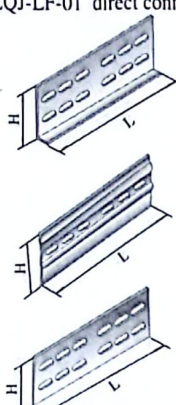
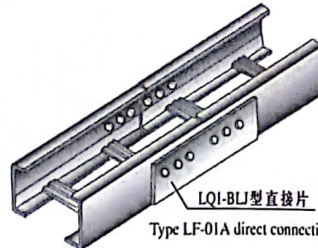
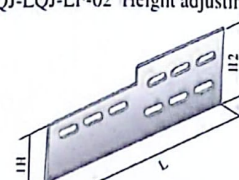
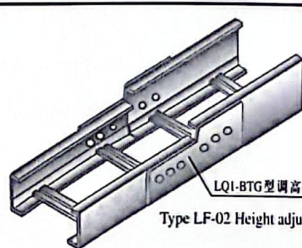

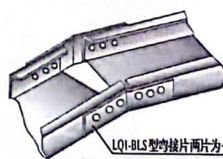
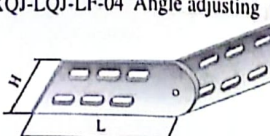
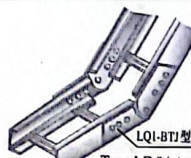
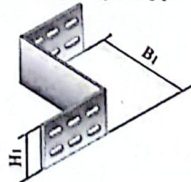
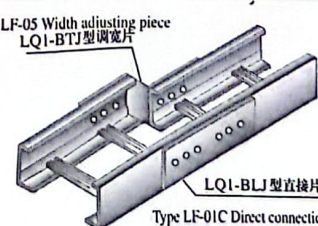
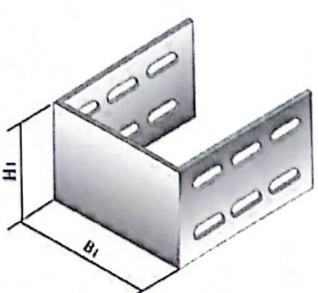
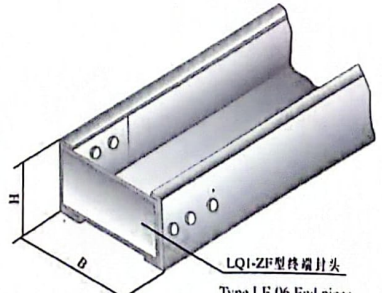
型号 Model	B (mm)	L(mm)			重量 w(kg)
		I	II	III	
LFZ-06-2	200	400	550	600	2.98
LFZ-06-3	300				3.85
LFZ-06-4	400				4.70
LFZ-06-5	500				5.60
LFZ-06-6	600				7.35
LFZ-06-8	800				8.25
LFZ-06-9	900				9.10
LFZ-06-10	1000				10.20

XQJ-LFZ-07 型铝合金转动弯通护罩
Type XQJ-LFZ-07 Al alloy rotatable bend cover



型号 Model	B (mm)	L(mm)			重量 w(kg)
		I	II	III	
LFZ-07-2	200	600	800	1200	3.00
LFZ-07-3	300				4.65
LFZ-07-4	400				5.70
LFZ-07-5	500				6.80
LFZ-07-6	600				8.90
LFZ-07-8	800				10.00
LFZ-07-9	900				11.30
LFZ-07-10	1000				12.60

XQJ-LQJ 铝合金电缆桥架
XQJ-LQJ ANTI-CORROSIVE AL-ALLOY SUPPORT

产品外形 Shape	型号 Model	H (mm)	L (mm)	重量 w(kg)	安装图例 Installation		
XQJ-LQJ-LF-01 型直接片 Type XQJ-LQJ-LF-01 direct connection piece 	A型	LQJ-LF-01A-25	122	25	0.10	 LQJ-BLJ型直接片 Type LF-01A direct connection piece 注“ A型”直接片适用于AT、AP、AC型桥架和LPC型配线槽；“B型”直接片适用于BT、BP、BC型桥架。“C型”直接片适用于CT、CP、CC型桥架。 Note: Type A for AT, AP, AC, LPC. Type B for BT, BP, BC. Type C for CT, CP, CC	
		LQJ-LF-01A-40	25	40	0.16		
		LQJ-LF-01A-50	50	0.18			
		LQJ-LF-01A-60	35	60	0.22		
		LQJ-LF-01A-75	50	75	0.30		
		LQJ-LF-01A-100	75	100	0.45		
		LQJ-LF-01A-125	100	125	0.95		
		LQJ-LF-01A-150	125	150	1.25		
		LQJ-LF-01A-200	175	200	1.40		
	B型	LQJ-LF-01B-100	70	182	100		0.60
		LQJ-LF-01B-150	120	150	0.90		
		LQJ-LF-01B-200	170	200	1.34		
	C型	LQJ-LF-01C-100	70	182	100		0.50
		LQJ-LF-01C-150	112	150	0.90		
		LQJ-LF-01C-200	162	200	1.25		
XQJ-LQJ-LF-02 型调高片 Type XQJ-LQJ-LF-02 Height adjusting piece 	型号 Model	H1 (mm)	H2 (mm)	L (mm)	重量 w(kg)	 LQJ-BTG型调高片 Type LF-02 Height adjusting piece	
	LQJ-LF-02-75/100	50	75	182	0.40		
	LQJ-LF-02-75/150	50	125	0.80			
	LQJ-LF-02-75/200	50	175	1.20			
	LQJ-LF-02-75/150	75	125	0.80			
	LQJ-LF-02-75/200	75	175	1.10			
	LQJ-LF-02-75/200	125	175	382	1.50		
XQJ-LQJ-LF-03 型弯接片 Type XQJ-LQJ-LF-03 Bended connection piece 	型号 Model	H (mm)	L1 (mm)	L2 (mm)	重量 w(kg)	 LQJ-BLS型弯接片两片为一套 Type LF-03 Bended connection piece A set consists of two pieces	
	LQJ-LF-03-50	25			0.30		
	LQJ-LF-03-75	50	91	200	0.50		
	LQJ-LF-03-100	75			1.20		
	LQJ-LF-03-150	125	191	300	1.70		
LQJ-LF-03-200	175			1.90			
XQJ-LQJ-LF-04 型调角片 Type XQJ-LQJ-LF-04 Angle adjusting piece 	型号 Model	配套桥架高度 H (mm)	L1 (mm)	重量 w(kg)	 LQJ-BTJ型调角片 Type LF-04 Angle adjusting piece		
	LQJ-LF-04-75	75	50	166		0.70	
	LQJ-LF-04-100	100	75	191		1.30	
	LQJ-LF-04-150	150	125	341		2.00	
LQJ-LF-04-200	200	175	391	2.90			
XQJ-LQJ-LF-05 型调角片 Type XQJ-LQJ-LF-05 Angle adjusting piece 	型号 Model	H (mm)	L1 (mm)	B1 (mm)	重量 w(kg)	Type LF-05 Width adjusting piece LQJ-BTJ型调角片  LQJ-BLJ型直接片 Type LF-01C Direct connection piece	
	LQJ-LF-05-100			100	0.80		
	LQJ-LF-05-150	75	50	150	1.20		
	LQJ-LF-05-200	100	75	200	1.60		
	LQJ-LF-05-300	150	125	300	2.05		
	LQJ-LF-05-400	200	175	400	2.60		
LQJ-LF-05-500			500	3.10			
XQJ-LQJ-LF-06 型铝合金桥架终端封头 Type XQJ-LQJ-LF-06 End piece 	型号 Model	H (mm)	B (mm)	H1 (mm)	B1 (mm)	重量 w(kg)	 LQJ-ZF型终端封头 Type LF-06 End piece
	LQJ-LF-06-100		100		95	0.90	
	LQJ-LF-06-150		150		145	1.30	
	LQJ-LF-06-200		200		195	1.70	
	LQJ-LF-06-250	75	250	50	245	2.15	
	LQJ-LF-06-300	100	300	75	295	2.70	
	LQJ-LF-06-400	150	400	125	395	3.20	
	LQJ-LF-06-500		500		495	3.60	
	LQJ-LF-06-600	200	600	175	595	3.90	
	LQJ-LF-06-800		800		795	4.20	
LQJ-LF-06-1000		1000		995	4.60		